

TMOD4 Polyclonal Antibody

Catalog number: 11753-1-AP

Size: 25 µg/150 µl

Source: Rabbit

Isotype: IgG

Synonyms:

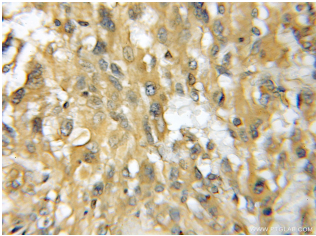
TMOD4; DKFZp779I0852, SK

TMOD, Skeletal muscle

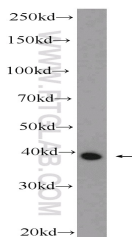
tropomodulin, TMOD4,

Tropomodulin 4, tropomodulin

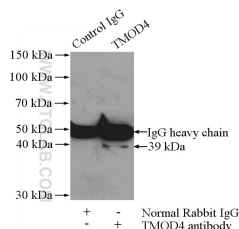
4 (muscle)



Immunohistochemical of paraffin-embedded human gliomas using 11753-1-AP(TMOD4 antibody) at dilution of 1:50 (under 10x lens)



mouse skeletal muscle tissue were subjected to SDS PAGE followed by western blot with 11753-1-AP(TMOD4 Antibody) at dilution of 1:600



IP Result of anti-TMOD4 (IP:11753-1-AP, 4µg; Detection:11753-1-AP 1:600) with mouse skeletal muscle tissue lysate 3600ug.

Background

TMOD4 is a member of tropomodulin (Tmod) family proteins which are capping proteins binding to the pointed end of actin filaments and preventing both elongation and depolymerization. Four mammalian Tmod genes have been identified to date. Tomd1 is expressed in terminally-differentiated post-mitotic cells, like heart, brain, lens, vasculature, and erythrocytes; Tmod2 expressed in neurons; Tmod3 expressed ubiquitously; Tmod4 expressed only in skeletal muscles. This antibody was raised against the full-length human TMOD4 and may cross-react with other Tmods.

Applications

| | |
|--------------------------|--|
| Tested applications: | ELISA, IHC, WB, IP |
| Cited applications: | IF, IHC, WB |
| Species specificity: | Human, Mouse, Rat; other species not tested. |
| Cited species: | Amphioxus; mouse, rat, Xenopus, zebrafish |
| Calculated TMOD4 MW: | 345aa, 39 kDa |
| Observed TMOD4 MW: | 39kd |
| Positive WB detected in | Mouse skeletal muscle tissue, HeLa cells, human brain tissue |
| Positive IP detected in | Mouse skeletal muscle tissue |
| Positive IHC detected in | Human gliomas tissue |
| Recommended dilution: | WB: 1:200-1:2000 |
| | IP: 1:200-1:2000 |
| | IHC: 1:20-1:200 |

Application key: WB = Western blotting, IHC = Immunohistochemistry, IF = Immunofluorescence, IP = Immunoprecipitation

Immunogen information

| | |
|---------------------------|-------------------------|
| Immunogen: | Ag2349 |
| GenBank accession number: | BC017810 |
| Gene ID (NCBI): | 29765 |
| Full name: | Tropomodulin 4 (muscle) |

Product information

| | |
|----------------------|---|
| Purification method: | Antigen affinity purification |
| Storage: | PBS with 0.1% sodium azide and 50% glycerol pH 7.3. Store at -20°C. |