

FGFR4 Polyclonal Antibody

Catalog number: 11098-1-AP

Size: 34 µg/150 µl

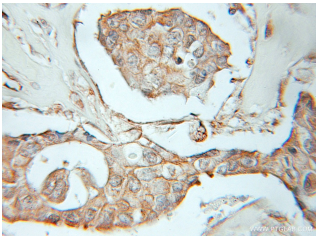
Source: Rabbit

Isotype: IgG

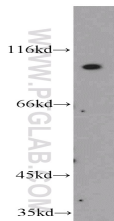
Synonyms:

FGFR4; CD334, FGFR 4, FGFR4,

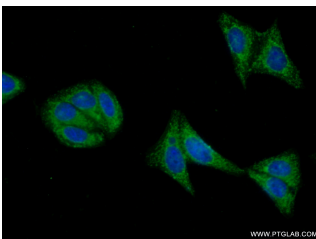
JTK2, TKF



Immunohistochemical of paraffin-embedded human breast cancer using 11098-1-AP (FGFR4 antibody) at dilution of 1:10 (under 10x lens)



HepG2 cells were subjected to SDS PAGE followed by western blot with 11098-1-AP (FGFR4 antibody) at dilution of 1:400



Immunofluorescent analysis of (-20 Ethanol) fixed HepG2 cells using 11098-1-AP (FGFR4 Antibody) at dilution of 1:50 and Alexa Fluor 488-conjugated AffiniPure Goat Anti-Rabbit IgG(H+L)

Applications

Tested applications:	ELISA, WB, IHC, IF
Species specificity:	Human, Mouse, Rat; other species not tested.
Calculated FGFR4 MW:	88 kDa
Observed FGFR4 MW:	100-110 kDa
Positive WB detected in:	HepG2 cells, mouse lung tissue
Positive IHC detected in:	Human breast cancer tissue
Positive IF detected in:	HepG2 cells
Recommended dilution:	WB: 1:200-1:1000 IHC: 1:10-1:100 IF: 1:50-1:500

Application key: WB = Western blotting, IHC = Immunohistochemistry, IF = Immunofluorescence, IP = Immunoprecipitation

Immunogen information

Immunogen:	Ag1573
GenBank accession number:	BC011847
Gene ID (NCBI):	2264
Full name:	Fibroblast growth factor receptor 4

Product information

Purification method:	Antigen affinity purification
Storage:	PBS with 0.1% sodium azide and 50% glycerol pH 7.3. Store at -20°C.