

AOAH Polyclonal Antibody

Catalog number: 12911-1-AP

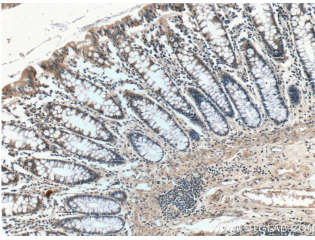
Size: 20 µg/150 µl

Source: Rabbit

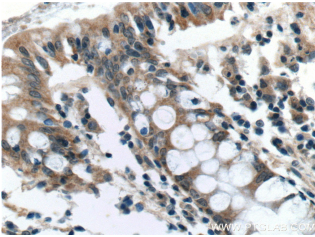
Isotype: IgG

Synonyms:


AOAH; Acyloxyacyl hydrolase,
AOAH



Immunohistochemistry of paraffin-embedded human colon tissue slide using 12911-1-AP (AOAH Antibody) at dilution of 1:50 (under 10x lens)



Immunohistochemistry of paraffin-embedded human colon tissue slide using 12911-1-AP (AOAH Antibody) at dilution of 1:50 (under 40x lens)



mouse colon tissue were subjected to SDS PAGE followed by western blot with 12911-1-AP (AOAH Antibody) at dilution of 1:600

Applications

Tested applications:	ELISA, WB, IHC
Species specificity:	Human, Mouse, Rat; other species not tested.
Calculated AOAH MW:	65 kDa
Observed AOAH MW:	65 kDa
Positive WB detected in	Mouse colon tissue, mouse spleen tissue
Positive IHC detected in	Human colon tissue, human pancreas tissue
Recommended dilution:	WB: 1:200-1:2000 IHC: 1:20-1:200

Application key: WB = Western blotting, IHC = Immunohistochemistry, IF = Immunofluorescence, IP = Immunoprecipitation

Immunogen information

Immunogen:	Ag3892
GenBank accession number:	BC025698
Gene ID (NCBI):	313
Full name:	Acyloxyacyl hydrolase (neutrophil)

Product information

Purification method:	Antigen affinity purification
Storage:	PBS with 0.1% sodium azide and 50% glycerol pH 7.3. Store at -20°C.