

SFTPB Polyclonal Antibody

Catalog number: 13664-1-AP

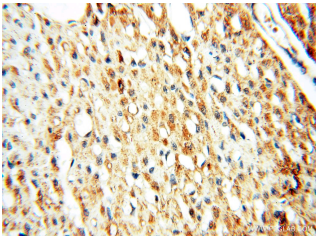
Size: 24 µg/150 µl

Source: Rabbit

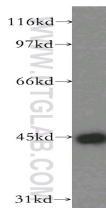
Isotype: IgG

Synonyms:

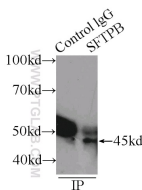
SFTPB; 6 kDa protein, PSP B,
SFTB3, SFTP3, SFTPB, SMDP1,
SP B, surfactant protein B



Immunohistochemical of paraffin-embedded human heart using 13664-1-AP(SFTPB antibody) at dilution of 1:50 (under 40x lens)



Y79 cells were subjected to SDS PAGE followed by western blot with 13664-1-AP(SFTPB antibody) at dilution of 1:500



IP Result of anti-SFTPB (IP:13664-1-AP, 3µg; Detection:13664-1-AP 1:300) with Y79 cells lysate 3000µg.

Applications

Tested applications:	ELISA, WB, IHC, IP
Species specificity:	Human; other species not tested.
Calculated SFTPB MW:	381aa,42 kDa
Observed SFTPB MW:	43kd
Positive WB detected in	Y79 cells
Positive IP detected in	Y79 cells
Positive IHC detected in	Human heart tissue
Recommended dilution:	WB: 1:200-1:2000
	IP: 1:200-1:1000
	IHC: 1:20-1:200

Application key: WB = Western blotting, IHC = Immunohistochemistry, IF = Immunofluorescence, IP = Immunoprecipitation

Immunogen information

Immunogen:	Ag4576
GenBank accession number:	BC032785
Gene ID (NCBI):	6439
Full name:	Surfactant protein B

Product information

Purification method:	Antigen affinity purification
Storage:	PBS with 0.02% sodium azide and 50% glycerol pH 7.3. Store at -20°C.