

Model MKT 115 | Dynamic climate chambers for rapid temperature changes with extended low temperature range

Temperature ranges between -70 °C and 180 °C, with the added benefit of natural simulation, are what make the BINDER MKT series so unique. At the same time, this environmental simulation chamber fulfills the very highest precision and performance requirements for cyclical temperature tests.

BENEFITS

- Homogeneous climate conditions thanks to APT.line™ technology
- Comprehensive programming and data acquisition
- Large heated viewing window



Model 115



Model 115

MAIN FEATURES

- Temperature range: -70 °C to +180 °C
- 4 zero-voltage relay contacts
- APT.line™ preheating chamber technology
- Programmable condensation protection for test material
- Heated viewing window with LED interior lighting
- BINDER Multi Management Software APT-COM™ Basic Edition
- Troubleshooting system with visual and audible alarms
- Intuitive touchscreen controller with time-segment and real-time programming
- Internal data logger, measured values can be read out in open format via USB
- Access port with silicone plug (Models 115, 240: 50 mm, left)
- 2 access ports with silicone plugs (Model 720: 80 mm, left and right)
- Class 2 independent adjustable temperature safety device (DIN 12880) with visual alarm
- 4 castors, two with brakes
- Computer interface: Ethernet
- 230 V power socket on the right-side control panel
- Adjustable ramp function
- Integrated chart recorder
- Real-time clock
- Door heating
- 1 stainless steel rack
- Inner chamber made of stainless steel
- CFC-free refrigerants R-452A and R-23
- Cooling with cascade compressor cooling unit

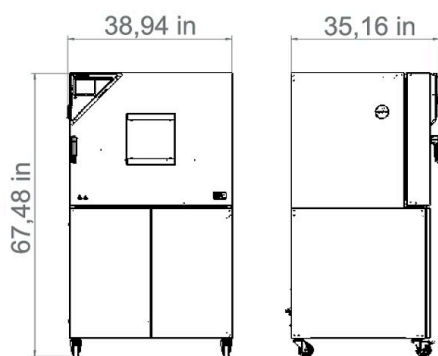
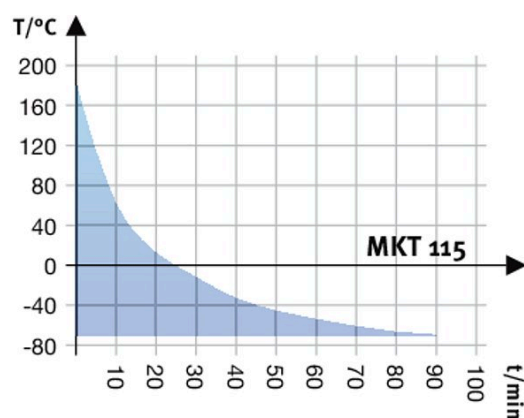
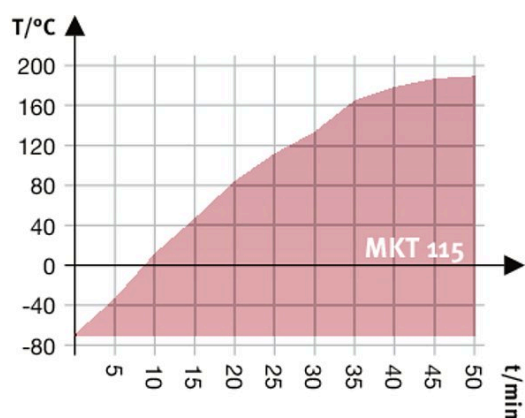
ORDERING INFORMATION

Interior volume [cu.ft.]	Voltage	Option model	Version	Art.-No.
4.1	400 V 3~ 50 Hz	Standard	MKT115-400V	9020-0385
	480 V 3~ 60 Hz	Standard	MKT115-480V-C	9020-0363

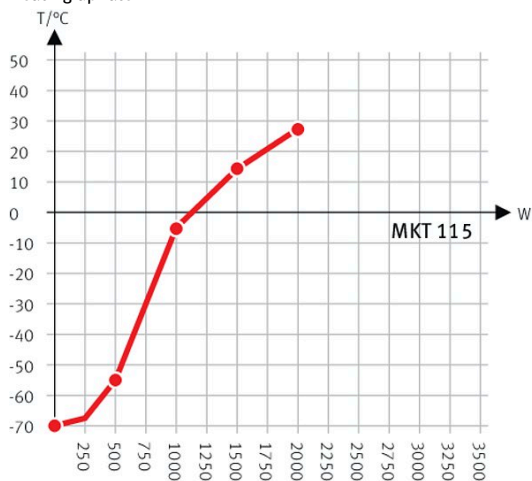
TECHNICAL DATA

Description	MKT115-400V ¹	MKT115-480V-C ¹
Article Number	9020-0385	9020-0363
Performance Data Temperature		
Temperature range	-70...180	-70...180
Temperature variation depending on setpoint [± K]	0.2...1.8	0.2...1.8
Temperature fluctuation depending on setpoint [± K]	0.1...0.6	0.1...0.6
Average heating-up rate according to IEC 60068-3-5 [K/min]	5.3	5.3
Cooling down time from 180 °C to -70 °C [min]	110	110
Average cooling down time according to IEC 60068-3-5 [K/min]	4.2	4.2
Max. heat compensation at 25 °C [W]	1500	1500
Electrical data		
Rated Voltage [V]	400	480
Power frequency [Hz]	50	60
Nominal power [kW]	5.5	5.5
Unit fuse [A]	16	16
Phase (Nominal voltage)	3~	3~
Measures		
Interior volume [cu.ft.]	4.1	4.1
Net weight of the unit (empty) [lbs]	672	492
Permitted load [lbs]	132	132
Load per rack [lbs]	66	66
Viewing window width [in]	8.98	8.98
Viewing window height [in]	8.75	8.75
Wall clearance back [in]	11.82	11.82
Wall clearance sidewise [in]	7.88	7.88
Internal Dimensions		
Width [in]	23.64	23.64
Height [in]	18.91	18.91
Depth [in]	15.76	15.76
Doors		
Unit doors	1	1
Housing dimensions not incl. fittings and connections		
Width net [in]	38.61	38.61
Height net [in]	68	68
Depth net [in]	34.08	34.08
Environment-specific data		
Sound-pressure level [dB(A)]	64	67
Fixtures		
Number of shelves (std./max.)	1/4	1/4

- 1 All technical data is specified for unloaded units with standard equipment at an ambient temperature of +22 °C ±3 °C and a power supply voltage fluctuation of ±10 %. The temperature data is determined in accordance to BINDER factory standard following DIN 12880, observing the recommended wall clearances of 10 % of the height, width, and depth of the inner chamber. Technical data refers to 100 % fan speed. All indications are average values, typical for units produced in series. We reserve the right to change technical specifications at any time.

DIMENSIONS INCL. FITTINGS AND CONNECTIONS [MM]**CHARTS**

Heating up rate

Heat compensation with a set value of -70°C

Cooling down rate

Heat compensation chart

OPTIONS

Designation	Description	*	Art.-No.
Access port with silicone plug	left		
	30 mm	01	8012-1324
	50 mm	01	8012-1330
	80 mm	01	8012-1336
	100 mm	01, 11	8012-1544
	125 mm	01, 11	8012-1353
	right		
	30 mm	01	8012-1321
	50 mm	01	8012-1327
	80 mm	01	8012-1333
	100 mm	01, 11	8012-1541
	125 mm	01, 11	8012-1350
	top		
	80 mm	01	8012-1538
	100 mm	01, 11	8012-1532
	125 mm	01, 11	8012-1535
Analog output 4-20 mA	for temperature values (output not adjustable)	–	8012-1785
Calibration certificate, expanded	for temperature; for extending the measurement in center of chamber to include another test temperature	–	8012-1125
Calibration certificate, temperature	for temperature, measurement in center of chamber at specified temperature	–	8012-1144
	temperature measurement incl. certificate and 27 measuring points at specified temperature	–	8012-1603
	temperature measurement incl. certificate, 15- 18 measuring points at specified temperature	–	8012-1582
	temperature measurement incl. certificate, 9 measuring points at specified temperature	–	8012-1561
Door lock	lockable door handle	–	8012-1784
Dry-air purge	uncontrolled, incl. connection; for preventing condensation	–	8012-1805
Dry-air purge, connection	for the connection to an existing pressurized air network	–	8012-1804
Notch-type access port	notch-type access port in door, 100 x 35 mm	–	8012-1852
Pt 100 temperature sensor	additional flexible Pt 100, interior, for displaying the temperature on the unit display	–	8012-1790
RS 485 interface, 2-wire	Additional serial interface can be used parallel to Ethernet, for Multi Management Software APT-COM™	–	8012-1770
Temperature safety device class 2	with visual alarm (DIN 12880)	–	8012-1794

* Notes › See last page

ACCESSORIES

Designation	Description	*	Art.-No.
Data Logger Kit	T 220: For continuous temperature logging from -90 °C to 220 °C. The kit includes 1 data logger, Pt 100 sensor with 2 m extension cable and 1 magnetic fixture for mounting to the BINDER unit	19	8012-0715
Multi Management Software	Multi Management Software APT-COM™		
	version 4, GLP edition	19	9053-0042
	version 4, PROFESSIONAL edition	19	9053-0040
pH-neutral detergent	concentrated, for gentle remove of residual contaminants; 1 kg	–	1002-0016

* Notes › See last page

Designation	Description	*	Art.-No.
Qualification documents	IQ/OQ documents – supporting documents for validation performed by customers, consisting of: IQ/OQ checklists incl. calibration guide and comprehensive unit documentation; parameters: temperature, CO ₂ , O ₂ , pressure, depending on unit		
	Digital in PDF format	–	7057-0001
	Hard copy inside folder	–	7007-0001
	IQ/OQ/PQ documents – supporting documents for validation performed by customers, according to customer requirements, PQ section added to qualification folder IQ/OQ; parameters: temperature, CO ₂ , O ₂ – or pressure, depending on unit		
	Digital in PDF format	–	7057-0005
	Hard copy inside folder	–	7007-0005
Rack	stainless steel	–	6004-0008
Rack accessories	fasteners (1 set of 4) for additional security of racks	–	8012-0620
Rack, reinforced	stainless steel, with fasteners (1 set of 4)	–	8012-0709
RS 485 / RS 422 interface converter	RS 422 cable set and RS 485 / RS 422 interface converter for connection to 10-way plug distributor		
	115 V option model	–	8012-0599
	230 V option model	–	8012-0589
Shelf, perforated	Stainless steel	–	6004-0030

* Notes › See last page

SERVICES

Designation	Description	*	Art.-No.
Installation services			
Unit installation	Unpacking and setting up of unit, connecting to existing connections, and checking function	13, 18	DL10-0300
Unit instructions	Unit function instructions for operation and programming of the controller	18	DL10-0700
Calibration services			
Temperature calibration	Expansion – including certificate, each additional measuring point in center of chamber at specified test temperature	14, 16, 17, 18	DL30-0102
	Temperature calibration with 1 measuring point in center of chamber at a specified test temperature, including certificate	14, 16, 17, 18	DL30-0101
Temperature measurement, 18 measuring points	Temperature measurement with 18 measuring points at a specified test temperature, including certificate	14, 16, 17, 18	DL30-0118
Temperature measurement, 27 measuring points	Temperature measurement with 27 measuring points at a specified test temperature, including certificate	14, 16, 17, 18	DL30-0127
Temperature measurement, 9 measuring points	Temperature measurement with 9 measuring points at a specified test temperature, including certificate	14, 16, 17, 18	DL30-0109
Validation services			
Execution of IQ/OQ	Execution of IQ/OQ in accordance with qualification folder	15, 18	DL41-0200
Execution of IQ/OQ/PQ	Execution of IQ/OQ/PQ in accordance with qualification folder	15, 18	DL44-0500
Warranty service			
Warranty extension from 2 to 3 years	The warranty is extended from 2 to 3 years from the delivery date, wear parts are excluded	–	DL01-2041
Warranty extension from 2 to 5 years	The warranty is extended from 2 to 5 years from the delivery date, wear parts are excluded	–	DL01-2042
Dichtigkeitsprüfung			
Leakage test	Testing and logging of the leak-tightness of systems containing hydrofluorocarbons in accordance with Regulation EC842/2006, incl. test book	–	DL00-0034

* Notes › See last page

NOTES

- 01 Condensation may occur in the area around the access port. Access ports may be placed in custom locations for an additional charge.
02 UL mark is not granted when this option is used.
03 Heat resistant only to max. 200 °C.
04 Only available on units rated for 230 V.
07 The additional heat input may affect the temperature behavior.
09 Not in conjunction with the optional access port, door with window and interior lighting.
10 Not available on 23-liter units.
11 Not available on 23- or 53-liter units.
12 Only available on units rated for 230 V or 400 V.
13 Installation and connections take place at unit location; transport within the company only upon consultation.
14 We recommend a BINDER service contract to cover unit inspections, calibrations and validations.
15 OQ according to Yellow Paper = completed factory validation documentation of all OQ checklists.
16 Sensor calibration is performed in an accredited calibration laboratory.
17 Calibration is performed according to the BINDER factory standard.
18 Quoted prices do not include travel costs. Please refer to the chapter on BINDER Service for travel costs for your region. Quoted prices for services performed in Switzerland do not include a country-specific added fee (available on request).
19 For additional accessories, refer to the Process documentation chapter.

BINDER GmbH

Tuttlingen, Germany
TEL +49 7462 2005 0
FAX +49 7462 2005 100
info@binder-world.com
www.binder-world.com

BINDER Asia Pacific (Hong Kong) Ltd.

Kowloon, Hong Kong, P.R. China
TEL +852 39070500
FAX +852 39070507
asia@binder-world.com
www.binder-world.com

Representative Office for CIS

Moscow, Russia
TEL +7 495 988 15 16
FAX +7 495 988 15 17
russia@binder-world.com
www.binder-world.com

**BINDER Environmental Testing
Equipment (Shanghai) Co., Ltd.**

Shanghai, P.R. China
TEL +86 21 685 808 25
FAX +86 21 685 808 29
china@binder-world.com
www.binder-world.com

BINDER Inc.

Bohemia, NY, USA
TEL +1 631 224 4340
FAX +1 631 224 4354
usa@binder-world.com
www.binder-world.us