

B3GALT4 Polyclonal Antibody

Catalog number: 13490-1-AP

Size: 25 µg/150 µl

Source: Rabbit

Isotype: IgG

Synonyms:

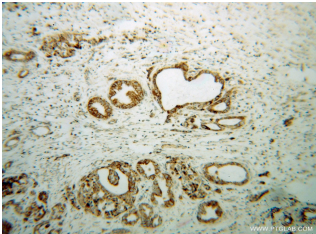
B3GALT4; b3Gal T4, B3GALT4,

Beta 1,3 GalTase 4, BETA 3

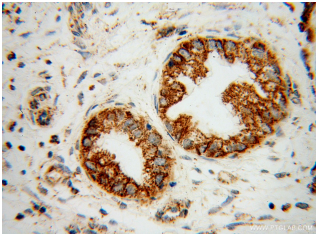
GALT4, beta3Gal T4,

beta3GALT4, DJ1033B10.3, Gal

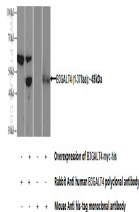
T2, GalT4



Immunohistochemical of paraffin-embedded human pancreas cancer using 13490-1-AP (B3GALT4 antibody) at dilution of 1:100 (under 10x lens)



Immunohistochemical of paraffin-embedded human pancreas cancer using 13490-1-AP (B3GALT4 antibody) at dilution of 1:100 (under 40x lens)



Transfected HEK-293 cells were subjected to SDS PAGE followed by western blot with 13490-1-AP (B3GALT4 Antibody) at dilution of 1:1000

Applications

Tested applications:	ELISA, IHC, WB
Cited applications:	WB
Species specificity:	Human, Mouse, Rat; other species not tested.
Cited species:	Mouse
Calculated B3GALT4 MW:	378aa, 42 kDa
Observed B3GALT4 MW:	
Positive WB detected in	Transfected HEK-293 cells
Positive IHC detected in	Human pancreas cancer tissue
Recommended dilution:	WB: 1:500-1:5000 IHC: 1:20-1:200

Application key: WB = Western blotting, IHC = Immunohistochemistry, IF = Immunofluorescence, IP = Immunoprecipitation

Immunogen information

Immunogen:	Ag4312
GenBank accession number:	BC032574
Gene ID (NCBI):	8705
Full name:	UDP-Gal:betaGlcNAc beta 1,3-galactosyltransferase, polypeptide 4

Product information

Purification method:	Antigen affinity purification
Storage:	PBS with 0.02% sodium azide and 50% glycerol pH 7.3. Store at -20°C.