

DRUCKER MODEL 642B *HORIZONTAL SINGLE-SPEED CENTRIFUGE*

Produce high-quality sample separations at our most affordable price. The 642B's simple, single-speed settings and adjustable mechanical timer meet a variety of blood specimen preparation needs. The unique rotor design allows for horizontal processing with minimal maintenance and no hassle.

A Great Value

Unbeatable quality for any budget. Each unit arrives ready to run with a rotor, tube holders, and 2-year warranty included in the affordable price.

Easy to Use

The 642B offers powerful single-speed processing with an easily adjustable mechanical timer. Set to run at a constant 1,600 xg, the 642B allows selection of cycle time from 1 to 30 minutes.

Cool Operation

Unique design of the motor housing and rotation chamber keeps specimens cool during processing.

Built to Last


Reinforced components and brushless motor provide years of maintenance-free operation. The clear, shatterproof lid enhances lab safety.

For Better Repeatability

When consistency is key, please consider the single-speed, electronic **642E**. The 642E is the world's best-selling clinical laboratory centrifuge and features a simple, two-button interface and preset runtime for all common chemistry needs.



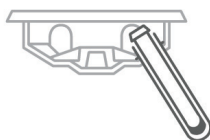
Model 642E



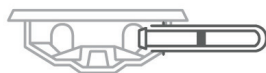
2-Stage Horizontal Rotor

Our patented swing-out horizontal rotor design incorporates a unique test tube holder that produces the ideal horizontally separated samples.

Loading Angle



Rotation Angle




Tubes	Applications	Centrifugation	Included	Warranty
<p>6 75-100 mm 0.5-10 mL</p>	<p>Chemistry, Coag, PPP</p>	<p>Horizontal 1,600 xg Max RCF 3,400 Max RPM</p>	<p>Rotor, Buckets, Tube Holders</p>	<p>2 years Rotor: lifetime warranty Extended warranty available</p>

DRUCKER MODEL 642B

Part Numbers	642B
Centrifuge	00-016-009-001
75-100 mm tube holder	7713079 (1 qty)
SmartView Platform	00-079-009-001
1 yr Warranty Extension	03-0-0007-0001
2 yr Warranty Extension	03-0-0007-0002
3 yr Warranty Extension	03-0-0007-0006

Specifications	642B
Sound level	65 dBA
Dimensions	11.75 x 14 x 8.75 in 30 x 35.5 x 22 cm
Weight	11 lbs (5 kg)
Max Acceleration	10 seconds
Max Deceleration	80 seconds
Power	115 V – 50/60 Hz



OTHER DRUCKER MODELS



642E
World's #1 clinical lab centrifuge
For blood



HORIZON
3 preset cycles, available for 6, 12, 24 tubes
For blood and urine



HORIZON Flex
Digital display, available for 6, 12, 24 tubes
10 cycles, for blood and urine

FDA LISTED



RoHS
Compliant



ISO13485
certified



druckerdiagnostics.com
sales@druckerdiagnostics.com

+1-866-265-1486 (U.S. only)
+1-814-692-7661

