USA: proteintech@ptglab.com

Europe: europe@ptglab.com

China: service@ptglab.com

GAS7 Polyclonal Antibody

Catalog number: 10072-1-AP
Size: 52 µg/150 µl
Source: Rabbit
Isotype: IgG
Synonyms:
GAS7; GAS 7, GAS7, growth arrest 7, KIAA0394, MLL/GAS7

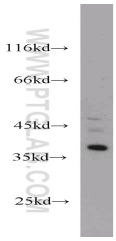

mouse brain tissue were subjected to SDS PAGE followed by western blot with 10072-1-AP(GAS7 antibody) at dilution of 1:1000

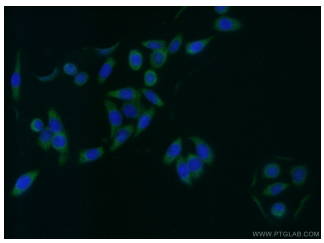

Immunofluorescent analysis of (-20 Ethanol) fixed HeLa cells using 10072-1-AP(GAS7 Antibody) at dilution of 1:50 and Alexa Fluor 488-congugated AffiniPure Goat Anti-Rabbit IgG(H+L)

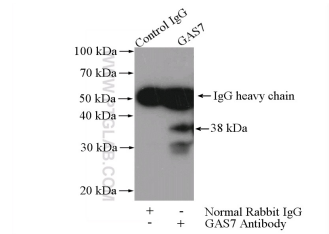

IP Result of anti-GAS7 (IP:10072-1-AP, 4ug; Detection:10072-1-AP 1:500) with mouse brain tissue lysate 4000ug.

Background

Growth arrest-specific (GAS) genes are expressed preferentially in cells that enter a quiescent state. Gas7, first identified in serum-starved murine fibroblasts, encodes a 48-kDa protein. 3 isoforms of Gas7 were identified in rat brains, with molecular weight of 38, 47 and 55 kDa in SDS Page.

Applications

Tested applications:	**ELISA, WB, IP, IF**
Cited applications:	**IHC, WB**
Species specificity:	**Human,Mouse,Rat; other species not tested.**
Cited species:	**Rat**
Caculated GAS7 MW:	**47 kDa**
Observed GAS7 MW:	**38-50 kDa**
Positive WB detected in	**Mouse brain tissue, mouse testis tissue**
Positive IP detected in	**Mouse brain tissue**
Positive IF detected in	**HeLa cells**
Recommended dilution:	**WB: 1:500-1:5000**
	IP: 1:200-1:2000
	IF: 1:50-1:500

Application key: WB = Western blotting, IHC = Immunohistochemistry, IF = Immunofluorescence, IP = Immunoprecipitation

Immunogen information

Immunogen:	**Ag0114**
GenBank accession number:	**BC001152**
Gene ID (NCBI):	**8522**
Full name:	**Growth arrest-specific 7**

Product information

Purification method:	**Antigen affinity purification**
Storage:	**PBS with 0.1% sodium azide and 50% glycerol pH 7.3. Store at -20°C.**