

Continental

SCIENTIFIC

Solid Door General Purpose Laboratory/Pharmacy Dual Temperature

Utilizing Environmentally Safe, CFC-free, R-134a and R-404A Refrigerant



S2RF



**S3RRF
S3RFF**

Standard Features

- Modern, State-of-the Art Styling
- Performance Rated Refrigeration System Utilizing Environmentally Safe R-134a and R-404A Refrigerant
- 3" Non-CFC Polyurethane Foam Insulation
- Chrome-Plated Flow Line Handles
- Cam-Action Lift-Off Hinges
- Self-Closing Doors
- Automatic Interior Lighting
- Magnetic Snap-In Door Gaskets
- Cylinder Lock In Each Door
- Automatic Electric Condensate Evaporator
- 5" Casters
- Heavy-Duty, Epoxy-Coated Steel Shelves
- External Digital Thermometer
- Automatic Electric Defrost on Freezer Section
- Refrigerator Adjustable Temperature Control, Range +2°C to +8°C, Factory Present at +4°C Freezer Range (-22°C) to (-12°C), Factory Preset at (-20°C)

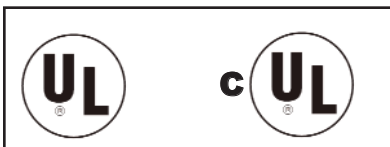
Standard (S/S Front, Aluminum End Panels & Interior)
Suffix SA (S/S Exterior, Aluminum Interior)
Suffix SS (S/S Exterior & Interior)

Optional Features & Accessories

- Legs
- Additional Shelves
- Rehinging of Doors
- Half Height Doors
- 220/50/1 Voltage
- 220/60/1 Voltage
- Export Crating
- Stainless Steel Drawers
- Remote
- 7 Day Temperature Chart Recorders
- Audible/Visual Temperature Alarms
- Manual Defrost
- Pass-Thru Doors

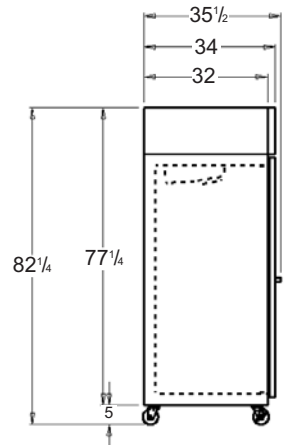
Project Name: _____

Item Number: _____

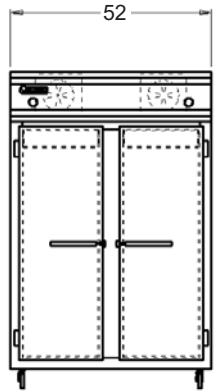


Solid Door General Purpose Laboratory/Pharmacy Dual Temperature SPECIFICATIONS

| CHARACTERISTICS DIMENSIONAL DATA | <u>Model</u> S2RF | | <u>Model</u> S3RRF | | <u>Model</u> S3RFF | |
|---|----------------------|-----------|-----------------------|-----------|-----------------------|-----------|
| | Two Section | | Three Section | | Three Section | |
| | Reach-In | Pass-Thru | Reach-In | Pass-Thru | Reach-In | Pass-Thru |
| Net Capacity (cu. ft.) | 20/20 | 20/20 | 48/20 | 48/20 | 20/48 | 20/48 |
| Width, Overall (in.) | 52 | 52 | 78 | 78 | 78 | 78 |
| Depth, Overall (Incl. Hlds.) (in.) | 35½ | 39 | 35½ | 39 | 35½ | 39 |
| Depth (Less Door(s)) (in.) | 32 | 32 | 32 | 32 | 32 | 32 |
| Depth (Door(s) Open 90°) (in.) | 55½ | 79 | 55½ | 79 | 55½ | 79 |
| Clear Door Width (in.) | 19¾ | 19¾ | 19¾ | 19¾ | 19¾ | 19¾ |
| Clear Full-Door Height (in.) | 58⅝ | 58⅝ | 58⅝ | 58⅝ | 58⅝ | 58⅝ |
| Clear Half-Door Height (in.) | 27½ | 27½ | 27½ | 27½ | 27½ | 27½ |
| Height, Overall (inc. 5" Casters) (in.) | 82¼ | 82¼ | 82¼ | 82¼ | 82¼ | 85¾ |
| No. of Full Door(s) | 2 | 4 | 2 | 4 | 3 | 6 |
| No. of Half Door(s) | 4 | 8 | 4 | 8 | 6 | 12 |
| No. of Shelves | 6 | 6 | 6 | 6 | 9 | 9 |
| Shelf Area (sq. ft.) | 20.4/20.4 | 20.4/20.4 | 40.8/20.4 | 40.8/20.4 | 61.2 | 61.2 |

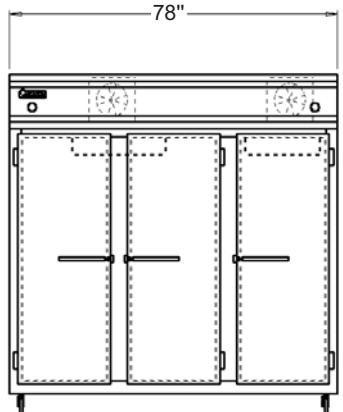


| REFRIGERATION DATA | S2RF | | S3RRF | | S3RFF | |
|-----------------------------|-----------|-----------|-----------|-----------|-----------|-----------|
| Condensing Unit Size (H.P.) | ¼, ⅓ | ¼, ⅓ | ⅓, ⅓ | ⅓, ⅓ | ¼, ½ | ¼, ¾ |
| Capacity (BTU/Hr)* | 1940/1590 | 1940/1590 | 2560/1590 | 2560/1590 | 1940/2470 | 1940/3575 |



| ELECTRICAL DATA | S2RF | | S3RRF | | S3RFF | |
|---------------------------|----------|----------|----------|----------|----------|------------------|
| Cabinet Specifications | 115/60/1 | 115/60/1 | 115/60/1 | 115/60/1 | 115/60/1 | 115/60/1/208-230 |
| Feed Wires (Incl. Ground) | 3/3 | 3/3 | 3/3 | 3/3 | 3/3 | 3/4 |
| Condensing Unit Specs. | 115/60/1 | 115/60/1 | 115/60/1 | 115/60/1 | 115/60/1 | 115/60/1/208-230 |
| Total Amperes | 6.5/7.2 | 7.2/8.0 | 9.1/7.2 | 9.8/8.0 | 6.5/9.8 | 7.2/9.0 |
| Cabinet Amperes | 1.6/1.6 | 1.9/1.9 | 1.9/1.6 | 2.6/1.9 | 1.6/1.9 | 1.9/2.6 |
| Defrost Amperes | 5.2 | 5.2 | - | - | - | - |
| Power Supply Cord | yes/yes | yes/yes | yes/yes | yes/yes | yes/yes | yes/no |

| SHIPPING DATA | S2RF | | S3RRF | | S3RFF | |
|------------------------------|------|-----|-------|-----|-------|-----|
| Height - crated (in.) | 82 | 82 | 82 | 82 | 82 | 85½ |
| Width - crated (in.) | 64 | 64 | 90 | 90 | 90 | 90 |
| Depth - crated (in.) | 42 | 42 | 42 | 42 | 42 | 42 |
| Volume - crated (cu.ft.) | 133 | 133 | 187 | 187 | 187 | 187 |
| Weight Std - crated (lbs.) | 580 | 640 | 835 | 875 | 835 | 875 |
| Weight SS - crated (lbs.) | 660 | 720 | 950 | 990 | 950 | 990 |
| Weight Std - uncrated (lbs.) | 410 | 470 | 625 | 660 | 625 | 660 |
| Weight SS - uncrated (lbs.) | 330 | 360 | 740 | 780 | 740 | 780 |



A Division of National Refrigeration & A/C Products
539 Dunksferry Road • Bensalem, PA 19020
(215) 244-1400 • (800) 523-7138 • Fax: (215) 244-9579
www.continentalscientific.com