

## Prohibitin Polyclonal Antibody

Catalog number: 10787-1-AP

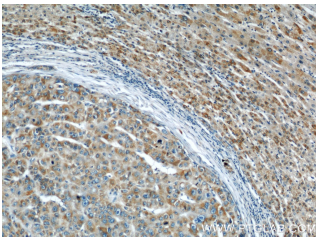
Size: 56 µg/150 µl

Source: Rabbit

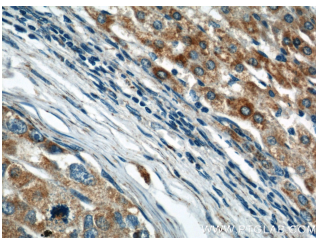
Isotype: IgG

Synonyms:

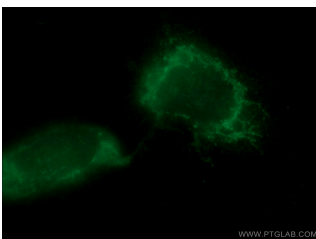
PHB; PHB, PHB1, prohibitin



Immunohistochemical of paraffin-embedded human liver cancer using 10787-1-AP (PHB antibody) at dilution of 1:50 (under 10x lens)



Immunohistochemical of paraffin-embedded human liver cancer using 10787-1-AP (PHB antibody) at dilution of 1:50 (under 40x lens)



Immunofluorescent analysis of A431 cells using 10787-1-AP (Prohibitin Antibody) at dilution of 1:25 and FITC-Goat anti-Rabbit IgG

### Background

Prohibitin, also known as PHB, a member of the Band-7 family of proteins, is widely distributed in bacteria, plants, yeast, protozoa and mammals and is important in cell proliferation, differentiation and apoptosis (PMID: 20840588). This protein localizes to the inner membrane of mitochondria, where it acts as a chaperone protein, and is also found in the nucleus, where it negatively regulates transcription (PMID: 18558096). Recent study confirmed that the expression and distribution of PHB, which is a nuclear matrix protein, affect the apoptosis of HaCaT cells and its co-localization with specific gene products connected with cell apoptosis (PMID: 24402549).

### Applications

Tested applications:	ELISA, IHC, WB, IF
Cited applications:	IHC, WB
Species specificity:	Human, Mouse, Rat; other species not tested.
Cited species:	Human
Calculated Prohibitin MW:	30 kDa
Observed Prohibitin MW:	30 kDa
Positive WB detected in	HeLa cells, A431 cells, human brain tissue, human liver tissue, Jurkat cells, mouse brain tissue, mouse heart tissue, mouse liver tissue, NIH/3T3 cells, Raji cells, rat brain tissue, rat heart tissue
Positive IHC detected in	Human liver cancer tissue, human heart tissue
Positive IF detected in	A431 cells
Recommended dilution:	WB: 1:500-1:5000 IHC: 1:20-1:200 IF: 1:10-1:100

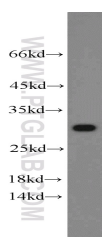
Application key: WB = Western blotting, IHC = Immunohistochemistry, IF = Immunofluorescence, IP = Immunoprecipitation

### Immunogen information

Immunogen:	Ag1240
GenBank accession number:	BC013401
Gene ID (NCBI):	5245
Full name:	Prohibitin

### Product information

Purification method:	Antigen affinity purification
Storage:	PBS with 0.1% sodium azide and 50% glycerol pH 7.3. Store at -20°C.



HeLa cells were subjected to

**SDS PAGE followed by  
western blot with 10787-1-  
AP(PHB antibody) at dilution  
of 1:1000**