

RHOF Polyclonal Antibody

Catalog number: 12290-1-AP

Size: 20 µg/150 µl

Source: Rabbit

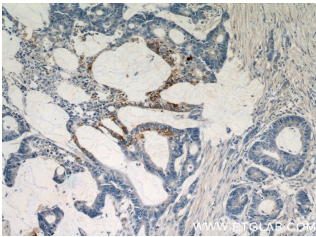
Isotype: IgG

Synonyms:

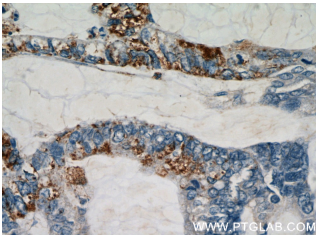
RHOF; ARHF, FLJ20247, Rho

family GTPase Rif, Rho in

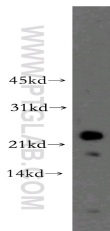
filopodia, RHOF, RIF



Immunohistochemical of paraffin-embedded human colon cancer using 12290-1-AP (RHOF antibody) at dilution of 1:50 (under 10x lens)



Immunohistochemical of paraffin-embedded human colon cancer using 12290-1-AP (RHOF antibody) at dilution of 1:50 (under 40x lens)



COLO 320 cells were subjected to SDS PAGE followed by western blot with 12290-1-AP (RHOF antibody) at dilution of 1:500

Applications

Tested applications:	ELISA, WB, IHC
Species specificity:	Human, Mouse, Rat; other species not tested.
Calculated RHOF MW:	211aa, 24 kDa
Observed RHOF MW:	24 kDa, 19 kDa
Positive WB detected in:	COLO 320 cells, human brain tissue
Positive IHC detected in:	Human colon cancer tissue, human small intestine tissue
Recommended dilution:	WB: 1:500-1:5000 IHC: 1:20-1:200

Application key: WB = Western blotting, IHC = Immunohistochemistry, IF = Immunofluorescence, IP = Immunoprecipitation

Immunogen information

Immunogen:	Ag2943
GenBank accession number:	BC018208
Gene ID (NCBI):	54509
Full name:	Ras homolog gene family, member F (in filopodia)

Product information

Purification method:	Antigen affinity purification
Storage:	PBS with 0.02% sodium azide and 50% glycerol pH 7.3. Store at -20°C.