



Explosion Proof (Hazardous Location) Refrigerators

Our **FUTURA Silver Series** explosion proof laboratory refrigerators are designed to ensure safety for the storage of volatile materials meeting both NFPA and OSHA guidelines.



LABH-30-RX

Standard Product Features:

- Cycle defrost
- Large variety of sizes (14-30 cu. ft.)
- 0° to +10°C operating temperature; factory preset to +4°C
- Meets NFPA and OSHA guidelines for Hazardous Locations, Class I, Division II, Group C & D.*
- Adjustable mechanical thermostat sealed in UL listed explosion proof box
- Must be hard wired in conduit to 120 VAC power source. Power cords with plugs are **not acceptable**.
- Magnetic door gasket for positive seal
- High density urethane foam cabinet and door insulation
- CFC-free refrigerant (R134a), foam insulation and packaging
- Leveling Legs
- White textured cabinet and door
- Heavy duty wire shelves
- Keyed door lock, right hand swing door
- Solid door with heavy duty pull handle; stainless steel handle on 30 cu. ft. model
- 115V operation
- UL listed
- Warranties: 2 years parts and labor; 5 years compressor parts only

** For questions regarding the correct placement of these units in your laboratory, please contact your LabRepCo cold storage specialist.*

Optional Features:

- Casters*
- Additional full shelf

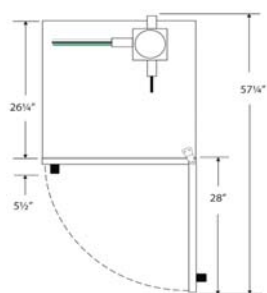
**Only available for the 20 and 30 cu. ft. models*

LABRepCo

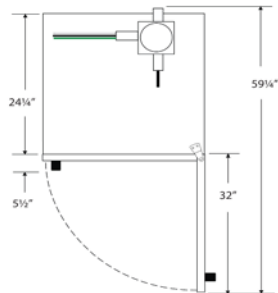
One Company • Many Solutions

Specifications and Ordering Information:

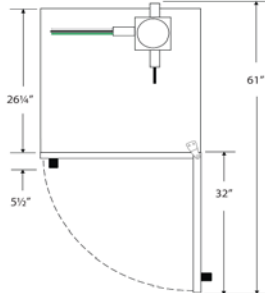
Top View



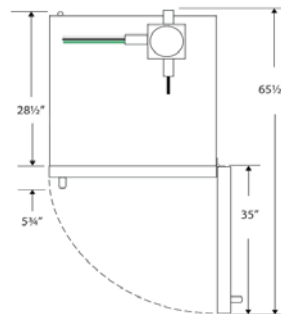
LABH-14-RX



LABH-17-RX



LABH-20-RX



LABH-30-RX



LABH-14-RX

Models	LABH-14-RX	LABH-17-RX	LABH-20-RX	LABH-30-RX
Weight lbs.	208	236	288	353
Overall Height in.	65 1/4	70 3/4	76	77 1/2*
Overall Width	28	32	32	35 3/4
Overall Depth	33 1/2	31 1/2	33 1/2	36 1/4
Interior Height	45 3/4	52	56 1/2	65
Interior Width	23 1/4	27 1/4	27	32
Interior Depth	20	20	19 3/4	22 1/2
Interior Cu. Ft.	14	17	20	30
Number of Shelves	2 fixed, 1 adj.	2 fixed, 1 adj.	3 fixed, 1 adj.	5 adjustable
Compressor Size HP	1/3	1/3	1/3	1/3
Total Amp Draw	5	5	5	6
Voltage	115V, 1PH, 60Hz	115V, 1PH, 60Hz	115V, 1PH, 60Hz	115V, 1PH, 60Hz

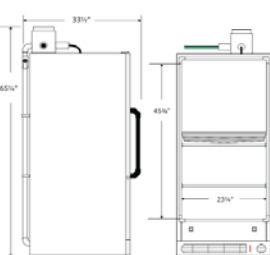
*Leveling legs are fully recessed.

Specifications subject to change without notice.

Front Exterior View



Side Exterior View



LABH-14-RX

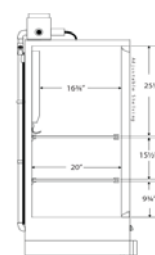
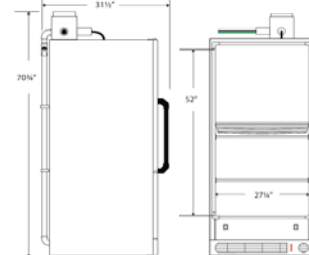
Front Interior View



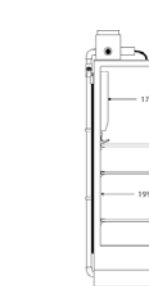
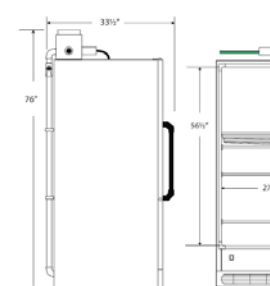
Side Interior View



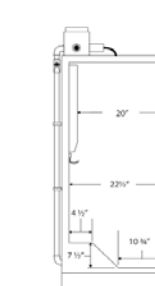
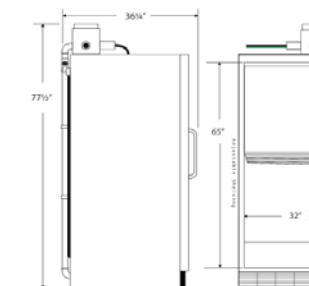
LABH-17-RX



LABH-20-RX



LABH-30-RX



LABRepCo

One Company • Many Solutions

Revision Date: 7/21/2014