

ALKBH3 Polyclonal Antibody

Catalog number: 12292-1-AP

Size: 44 µg/150 µl

Source: Rabbit

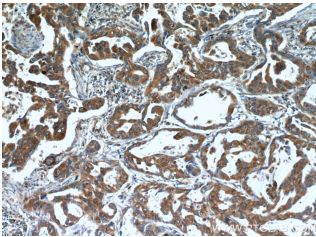
Isotype: IgG

Synonyms:

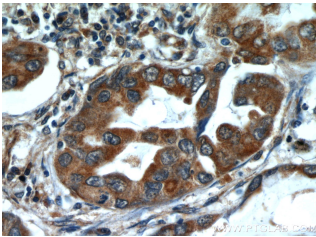
ALKBH3; ABH3, ALKBH3, DEPC

1, DEPC1, FLJ43614, PCA1,

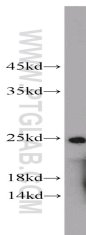
Prostate cancer antigen 1



Immunohistochemical of paraffin-embedded human lung cancer using 12292-1-AP(ALKBH3 antibody) at dilution of 1:50 (under 10x lens)



Immunohistochemical of paraffin-embedded human lung cancer using 12292-1-AP(ALKBH3 antibody) at dilution of 1:50 (under 40x lens)



mouse heart tissue were subjected to SDS PAGE followed by western blot with 12292-1-AP(ALKBH3 antibody) at dilution of 1:1000

Background

Test

Applications

Tested applications:	ELISA, WB, IHC
Species specificity:	Human, Mouse; other species not tested.
Calculated ALKBH3 MW:	286aa,33 kDa
Observed ALKBH3 MW:	22-25 kDa
Positive WB detected in	Mouse heart tissue, mouse kidney tissue
Positive IHC detected in	Human lung cancer tissue, human testis tissue
Recommended dilution:	WB: 1:500-1:5000 IHC: 1:20-1:200

Application key: WB = Western blotting, IHC = Immunohistochemistry, IF = Immunofluorescence, IP = Immunoprecipitation

Immunogen information

Immunogen:	Ag2982
GenBank accession number:	BC015155
Gene ID (NCBI):	221120
Full name:	AlkB, alkylation repair homolog 3 (E. coli)

Product information

Purification method:	Antigen affinity purification
Storage:	PBS with 0.1% sodium azide and 50% glycerol pH 7.3. Store at -20°C.