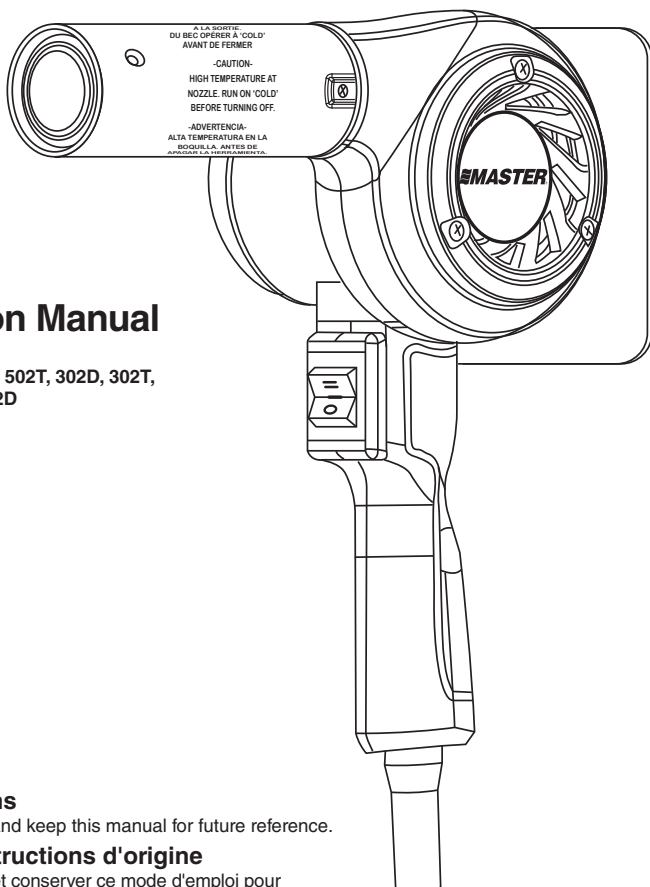


# MASTER HEAT GUN® MASTER VARITEMP® HEAT GUN



## Instruction Manual

Models HG- 502D, 502T, 302D, 302T,  
202D, 202T, VT-752D



### Original Instructions

Please read, understand and keep this manual for future reference.

### Traduction des instructions d'origine

Veillez à lire, comprendre et conserver ce mode d'emploi pour pouvoir vous y reporter ultérieurement.

### Traducción de las Instrucciones originales

Lea, entienda y guarde este manual para futuras consultas.

### Übersetzung der Originalanweisungen

Bitte lesen Sie dieses Handbuch aufmerksam durch und bewahren Sie es zur späteren Zuhilfenahme auf.

Assembled in USA  
Assemblé aux États-Unis  
Ensamblado en EE. UU.  
Montiert in den USA

## Important Safety Instructions

Heat guns are a source of extremely high-temperature flameless heat (up to 700°C/ 1292°F). Extreme caution should be observed when using these products. READ and FOLLOW these instructions.



Use only on properly-rated electrical circuits.  
Connect to properly grounded outlets only.  
Disconnect from power source during service and when replacing parts.



To reduce risk of fire or electric shock, do not expose heat gun to rain or moisture.  
Store indoors.



Do not use near flammable materials or where fumes, gases or dust are present.  
Do not use in presence of explosive atmosphere.



Keep nozzle at least 1"/2.5 cm from work surface.  
Do not apply to the same place for a long time.  
Be aware that heat may be conducted to combustible materials that are out of sight.



Use in well-ventilated area.  
Use caution in confined areas.



Do not leave heat gun unattended when it is switched on.  
Always hold gun or place on its stand (see below) when in use.



Place heat gun on its stand (built-in or external) after use and allow it to cool down before storage.



When using an extension cord, use only a 3-prong grounded cord rated equal to or greater than the appliance.  
Connect to properly grounded outlets only.



If the supply cord is damaged, it must be replaced by the manufacturer, its service agent or similarly qualified persons in order to avoid a hazard.



Keep away from children and persons with reduced physical, sensory or mental capabilities or lack of experience or knowledge.



Do not direct air stream at people or pets.



Wear safety glasses at all times.



Do not touch nozzle until cool.



Recycle properly.



**WARNING:** This product, when used for soldering and similar applications, can expose you to LEAD, which is known to the State of California to cause cancer and birth defects and other reproductive harm. For more information go to [www.P65Warnings.ca.gov](http://www.P65Warnings.ca.gov)

## Introduction & Product Warranty

### Introduction

Our Master Heat Gun® and Master Varitemp® Heat Gun feature heavy-duty, industrial quality design, with industry leading heat and airflow, that gets any job done faster.

### ONE YEAR LIMITED WARRANTY

Master Heat Tools are carefully tested and inspected before being shipped from the factory. We warrant our product to be free from defects in materials and workmanship, under normal use and service, for one year from the date of purchase. In the event of defect in materials or workmanship we will either repair or replace, at our option, without charge any part which in our judgement shows evidence of such defect.

Warranty does not apply to wearable items such as attachments, motor brushes or heating elements, which require periodic replacement, nor does it apply if the heat tool has been misused, abused, tampered with or altered.

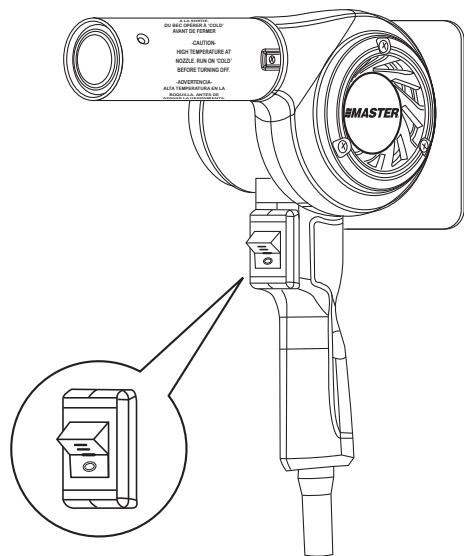
At the end of the warranty period, Master Appliance shall be under no further obligation, expressed or implied. Master Appliance assumes no responsibility for, and this warranty shall not cover, any incidental or consequential damages from any defects in products or their use.

The warranty gives you specific rights. You may also have other rights which may vary from state to state. Warranty information is included within the Instruction Manual for each product or may be obtained by contacting Master's Customer Service Department.

Master Appliance Corp.  
2420 18th Street  
Racine, WI 53403-2381  
USA

262-633-7791  
[sales@masterappliance.com](mailto:sales@masterappliance.com)  
[www.masterappliance.com](http://www.masterappliance.com)

## HG Model Operating instruction

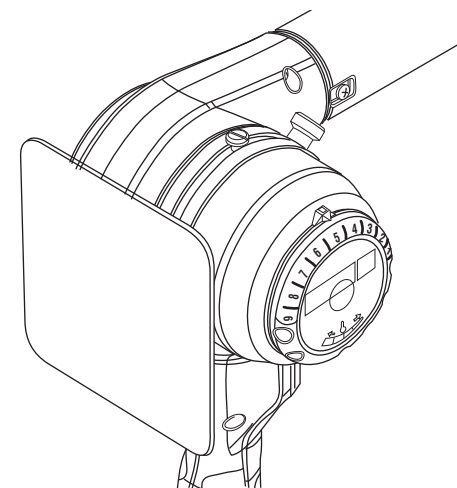
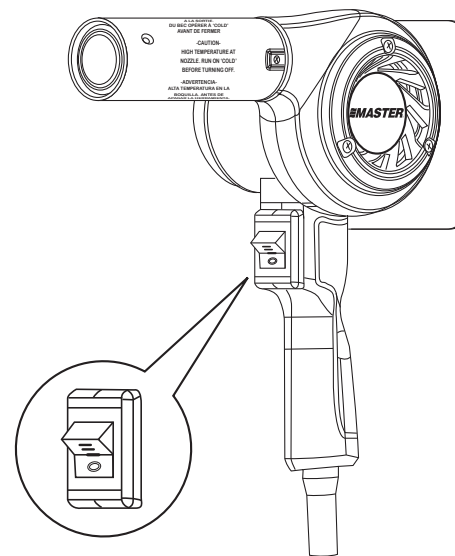


<b>FULL HEAT</b>	
<b>COOL</b>	
<b>OFF</b>	

### HG Model Operating Instructions

- 1) Plug heat gun into properly rated outlet
- 2) For **COOL** temperature press the switch to the center position (I)
- 3) For **HEAT** press the switch to the high position (II)
- 4) For **OFF**, press switch to the **O** position

## VT Model Operating instruction



<b>HEAT</b>	
<b>COOL</b>	
<b>OFF</b>	

### VT Model Operating Instructions

- 1) Plug heat gun into properly rated outlet
- 2) For **COOL** temperature press the switch to the center position (I)
- 3) For **VARIABLE HEAT** press the switch to the high position (II). Rotate dial to desired temperature
- 4) For **OFF**, press switch to the **O** position

## Features and Specifications







### Master Heat Gun®

Model	Temperature		Voltage	Amps	Watts	Replacement Element
	°C	°F				
HG-202D/T	300	572	230	3	690	30088
HG-302D/T	500	932	230	6	1380	30086
HG-502D/T	700	1292	230	9	2070	30084

### Master Varitemp® Heat Gun

Model	Temperature		Voltage	Amps	Watts	Replacement Element
	°C	°F				
VT-752D	40-700	104-1292	230	9	2070	30084

### Attachments

Model	51309 Pinpoint	30202 Solder Preform	51542 Glass Protector	A-160-HG A-170-HG Shrink Tube	51543 Spreader	51544 7/8 Reducer
						
HG-202D/T						
HG-302D/T	•	•	•	•	•	•
HG-502D/T						
VT-752D	•	•	•	•	•	•

## REPAIR AND MAINTENANCE INSTRUCTIONS

All repairs and maintenance must be performed by a qualified repair technician who is experienced with the repair of electric tools, a qualified service organization, or Master Appliance Corp.'s Repair Department.

Please contact Master's Customer Service Department for genuine Master Appliance replacement parts or for repair service.

### Master Appliance Corp.

262-633-7791

sales@masterappliance.com

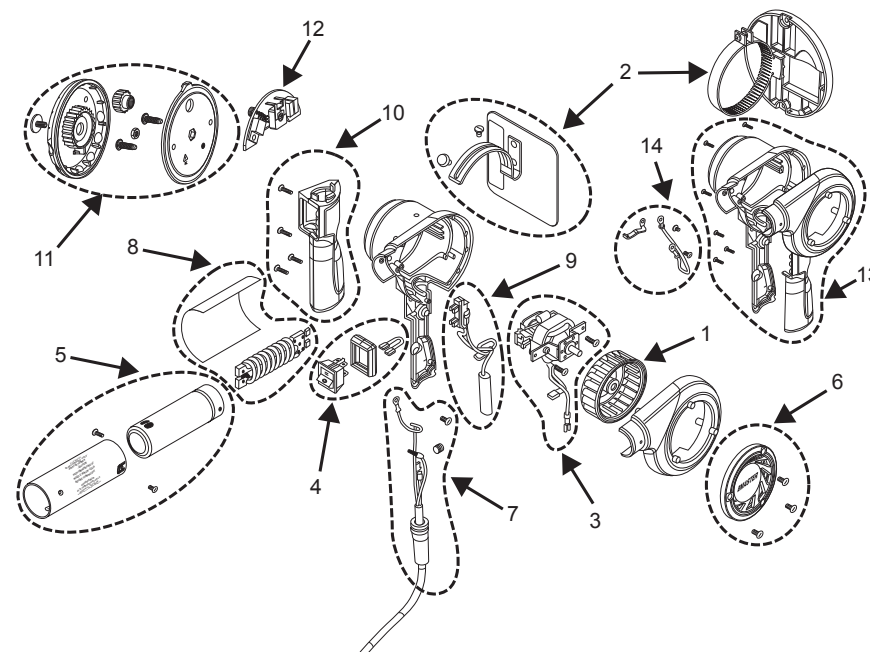
www.masterappliance.com



**WARNING:** Always unplug your tool before performing any maintenance or repairs. Use only identical Master Appliance brand replacement parts.

## Master Heat Gun® Replacement Parts (HG/VT Models)

Item No.	Part No.	Description
1	35153	Blower Wheel
2	30071	Stand Kit (D Models)
2	30072	Stand Kit (T Models)
3	30074	Motor 220-240V
4	30075	Switch Bezel Kit (3 pos)
5	30077	Nozzle Shield Kit
6	30078	Grille Kit
7	30097	Cordset Kit 220-240V EU -03
7	30098	Cordset Kit 220-240V UK -04
8	30084	Element Kit, HG-502D/ VT-752D (230V)
8	30086	Element Kit, HG-302D (230V)
8	30088	Element Kit, HG-202D (230V)
9	30089	Element Connector
10	30091	Handle Kit VT-752D (230V)
11	30092	VT- Knob Kit
12	30094	Circuit Board Kit VT-752D (230V)
13	30095	Housing Plastic (T Models)
14	30096	Grounding Kit (T Models)





Master Appliance Corp.  
2420 18th St.  
Racine, WI 53403-2381  
USA

---

Master Appliance Corp.  
2420 18th St.  
Racine, WI 53403-2381  
USA

Phone: 262-633-7791  
Fax 262-633-9745  
sales@masterappliance.com  
www.masterappliance.com