

FBXL18 Polyclonal Antibody

Catalog number: 11556-1-AP


Size: 37 µg/150 µl

Source: Rabbit

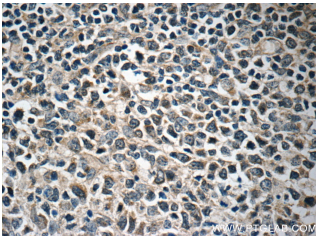
Isotype: IgG

Synonyms:

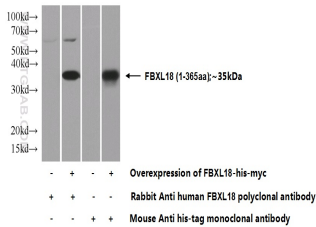
FBXL18; F box/LRR repeat protein 18, Fbl18, FBXL18, FLJ10776, FLJ11467, FLJ26934, FLJ38075, FLJ41541



Immunohistochemistry of paraffin-embedded human lymphoma tissue slide using 11556-1-AP (FBXL18 Antibody) at dilution of 1:50 (under 10x lens)



Immunohistochemistry of paraffin-embedded human lymphoma tissue slide using 11556-1-AP (FBXL18 Antibody) at dilution of 1:50 (under 40x lens)



Transfected HEK-293 cells were subjected to SDS PAGE followed by western blot with 11556-1-AP (FBXL18 Antibody) at dilution of 1:1000

Applications

Tested applications:	ELISA, IHC, WB
Species specificity:	Human, Mouse, Rat; other species not tested.
Calculated FBXL18 MW:	73 kDa
Observed FBXL18 MW:	
Positive WB detected in	Transfected HEK-293 cells
Positive IHC detected in	Human lymphoma tissue, human skin cancer tissue
Recommended dilution:	WB: 1:500-1:5000 IHC: 1:20-1:200

Application key: WB = Western blotting, IHC = Immunohistochemistry, IF = Immunofluorescence, IP = Immunoprecipitation

Immunogen information

Immunogen:	Ag2112
GenBank accession number:	BC006426
Gene ID (NCBI):	80028
Full name:	F-box and leucine-rich repeat protein 18

Product information

Purification method:	Antigen affinity purification
Storage:	PBS with 0.1% sodium azide and 50% glycerol pH 7.3. Store at -20°C.