

## AMPK gamma2 Polyclonal Antibody

Catalog number: 12568-1-AP

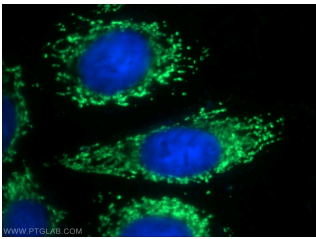
Size: 26 µg/150 µl

Source: Rabbit

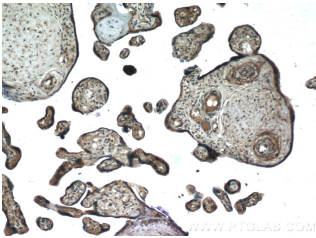
Isotype: IgG

Synonyms:

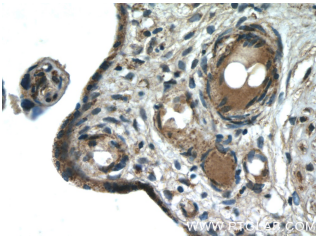
PRKAG2; AAKG, AAKG2,  
AMPK gamma2, AMPK subunit  
gamma 2, CMH6, H91620p,  
PRKAG2, WPWS



Immunofluorescent analysis of HeLa cells using 12568-1-AP( PRKAG2 Antibody) at dilution of 1:50 and Alexa Fluor 488-conjugated AffiniPure Goat Anti-Rabbit IgG(H+L)



Immunohistochemistry of paraffin-embedded human placenta tissue slide using 12568-1-AP( PRKAG2 Antibody) at dilution of 1:50 (under 10x lens)



Immunohistochemistry of paraffin-embedded human placenta tissue slide using 12568-1-AP( PRKAG2 Antibody) at dilution of 1:50 (under 10x lens)

### Applications

|                            |                                                                             |
|----------------------------|-----------------------------------------------------------------------------|
| Tested applications:       | ELISA, IHC, WB, IF                                                          |
| Cited applications:        | IF, WB                                                                      |
| Species specificity:       | Human, Mouse, Rat; other species not tested.                                |
| Cited species:             | Human                                                                       |
| Calculated AMPK gamma2 MW: | 569aa, 63 kDa                                                               |
| Observed AMPK gamma2 MW:   | 63 kDa                                                                      |
| Positive WB detected in    | Mouse heart tissue, HEK-293 cells, HeLa cells, mouse eye tissue, PC-3 cells |
| Positive IHC detected in   | Human placenta tissue, human heart tissue, human ovary tumor tissue         |
| Positive IF detected in    | HeLa cells                                                                  |
| Recommended dilution:      | WB: 1:200-1:2000<br>IHC: 1:20-1:200<br>IF: 1:20-1:200                       |

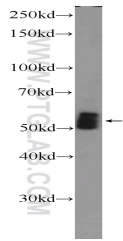
Application key: WB = Western blotting, IHC = Immunohistochemistry, IF = Immunofluorescence, IP = Immunoprecipitation

### Immunogen information

|                           |                                                              |
|---------------------------|--------------------------------------------------------------|
| Immunogen:                | Ag3214                                                       |
| GenBank accession number: | BC020540                                                     |
| Gene ID (NCBI):           | 51422                                                        |
| Full name:                | Protein kinase, AMP-activated, gamma 2 non-catalytic subunit |

### Product information

|                      |                                                                     |
|----------------------|---------------------------------------------------------------------|
| Purification method: | Antigen affinity purification                                       |
| Storage:             | PBS with 0.1% sodium azide and 50% glycerol pH 7.3. Store at -20°C. |



**mouse heart tissue were  
subjected to SDS PAGE  
followed by western blot with  
12568-1-AP( PRKAG2  
Antibody) at dilution of 1:600**