

## Fascin Polyclonal Antibody

Catalog number: 14384-1-AP

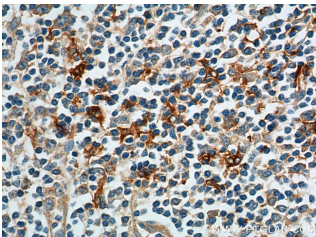
Size: 33 µg/150 µl

Source: Rabbit

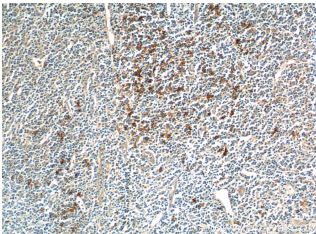
Isotype: IgG

Synonyms:

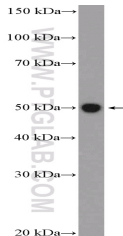
FSCN1; 55 kDa actin bundling protein, FAN1, Fascin, Fascin 1, Fascin, FLJ38511, FSCN1, HSN, p55, Singed like protein, SNL



Immunohistochemistry of paraffin-embedded human tonsillitis tissue slide using 14384-1-AP (Fascin Antibody) at dilution of 1:200 (under 40x lens)



Immunohistochemistry of paraffin-embedded human tonsillitis tissue slide using 14384-1-AP (Fascin Antibody) at dilution of 1:200 (under 10x lens)



SH-SY5Y cells were subjected to SDS PAGE followed by western blot with 14384-1-AP (Fascin Antibody) at dilution of 1:600

### Applications

Tested applications:	ELISA, IHC, WB
Cited applications:	WB
Species specificity:	Human, Mouse; other species not tested.
Cited species:	Human
Calculated Fascin MW:	55 kDa
Observed Fascin MW:	50-55 kDa
Positive WB detected in	SH-SY5Y cells, HeLa cells, K-562 cells, mouse thymus tissue
Positive IHC detected in	Human tonsillitis tissue
Recommended dilution:	WB: 1:200-1:2000 IHC: 1:20-1:200

Application key: WB = Western blotting, IHC = Immunohistochemistry, IF = Immunofluorescence, IP = Immunoprecipitation

### Immunogen information

Immunogen:	Ag5816
GenBank accession number:	BC000521
Gene ID (NCBI):	6624
Full name:	Fascin homolog 1, actin-bundling protein (Strongylocentrotus purpuratus)

### Product information

Purification method:	Antigen affinity purification
Storage:	PBS with 0.02% sodium azide and 50% glycerol pH 7.3. Store at -20°C.