

Hydrazine
Breakthrough Indicator Sticker
N₂H₄ (BTIS)
(PN: 161-0000)



Replace Filter



Over Exposed

Manual



1. Application

The Hydrazine BTIS (PN: 161-0000) is qualitative (yes/no) colorimetric indicator for the saturation and end-of-service life of ductless hood filters. The indicator is designed to provide real-time indication of the breakthrough of hydrazine vapor.

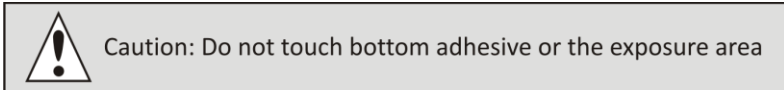
2. Specifications

- | | |
|------------------------------|--|
| a. Weight: | 0.4g (0.02oz) |
| b. Dimensions: | 2.8mm (0.11in), ϕ : 31.8mm (1.25in) |
| c. Operating temperature: | -20°C to 65°C (-4°F to 149°F) |
| d. Operating humidity: | 5% RH to 95%RH |
| e. Minimum detectable limit: | 0.15ppm•hr at 30 cm/sec face velocity |
| f. Color change: | Green to brown to black |
| g. Storage temperature: | 4°C to 25°C, (39°F to 77°F) |
| h. Shelf life: | 2 years at 4°C to 25°C, (39°F to 77°F) |
| i. Service life: | 2 years |

Cross interferences: None known.

3. Operating Instructions

- Ensure that packaging pouch is intact.
- Open packaging pouch by tearing off the top part from one of side notches
- Remove indicator sticker from the packaging pouch.
- Peel off the protective liner to expose the bottom adhesive (Figure 1).



- Hold the sticker from the edges, as shown in Figure 2, and place it on center clean area of the filter's outlet with the reading area (glossy surface) of the sticker facing up.
- Press firmly to attach sticker to the filter's outlet (Figure 3).
- Replace filter when the reading area of the indicator changes color to brown or black.

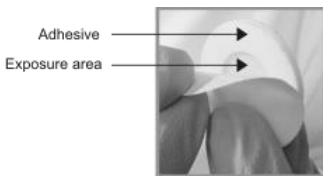


Figure 1



Figure 2




Figure 3