

DEF6 Polyclonal Antibody

Catalog number: 11369-1-AP

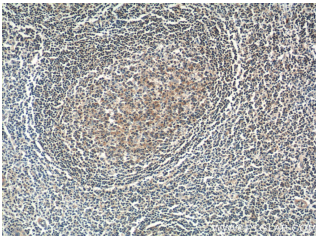
Size: 30 µg/150 µl

Source: Rabbit

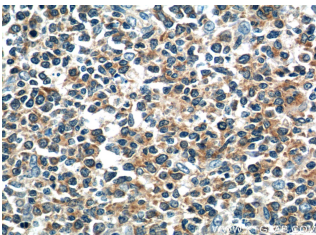
Isotype: IgG

Synonyms:

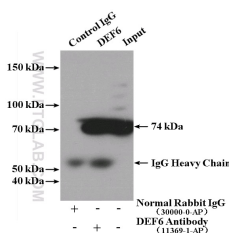
DEF6; DEF 6, DEF6, IBP, IRF4 binding protein, SLAT



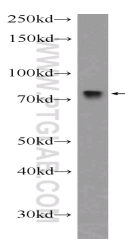
Immunohistochemistry of paraffin-embedded human tonsillitis tissue slide using 11369-1-AP(DEF6 Antibody) at dilution of 1:50 (under 10x lens)



Immunohistochemistry of paraffin-embedded human tonsillitis tissue slide using 11369-1-AP(DEF6 Antibody) at dilution of 1:50 (under 40x lens)



IP Result of anti-DEF6 (IP:11369-1-AP, 4ug; Detection:11369-1-AP 1:600) with Jurkat cells lysate 2400ug.



Jurkat cells were subjected to SDS PAGE followed by western blot with 11369-1-

Applications

Tested applications:	ELISA, WB, IHC, IP
Species specificity:	Human, Mouse, Rat; other species not tested.
Calculated DEF6 MW:	74 kDa
Observed DEF6 MW:	74 kDa
Positive WB detected in:	Jurkat cells
Positive IP detected in:	Jurkat cells
Positive IHC detected in:	Human tonsillitis tissue
Recommended dilution:	WB: 1:200-1:2000
	IP: 1:200-1:2000
	IHC: 1:20-1:200

Application key: WB = Western blotting, IHC = Immunohistochemistry, IF = Immunofluorescence, IP = Immunoprecipitation

Immunogen information

Immunogen:	Ag1925
GenBank accession number:	BC017504
Gene ID (NCBI):	50619
Full name:	Differentially expressed in FDCP 6 homolog (mouse)

Product information

Purification method:	Antigen affinity purification
Storage:	PBS with 0.1% sodium azide and 50% glycerol pH 7.3. Store at -20°C.

**AP(DEF6 Antibody) at
dilution of 1:600**