

Trefoil factor 1 Polyclonal Antibody

Catalog number: 13734-1-AP

Size: 20 µg/150 µl

Source: Rabbit

Isotype: IgG

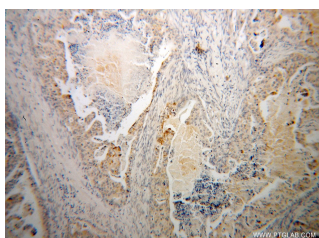
Synonyms:

TFF1; D21S21, HP1.A, HPS2,

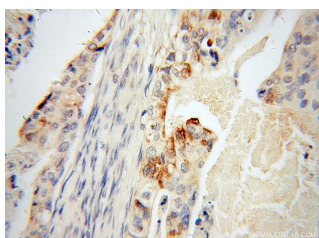
pNR 2, Polypeptide P1.A,

Protein pS2, pS2, TFF1, trefoil


factor 1



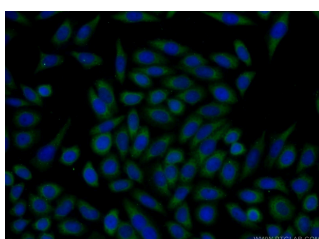
Immunohistochemical of paraffin-embedded human stomach cancer using 13734-1-AP (TFF1 antibody) at dilution of 1:50 (under 10x lens)



Immunohistochemical of paraffin-embedded human stomach cancer using 13734-1-AP (TFF1 antibody) at dilution of 1:50 (under 40x lens)



human stomach tissue were subjected to SDS PAGE followed by western blot with 13734-1-AP (TFF1 antibody) at dilution of 1:400



Immunofluorescent analysis

Background

TFF1 (formerly known as pS2) is a small-secreted protein that belongs to the family of trefoil peptides, and characterized by the presence of one to six cysteine-rich P domains. TFF1 expression is frequently lost in gastric carcinoma, probably through mechanism of DNA methylation, and it is therefore considered as a tumor suppressor gene. The function of TFF1 was first controversially considered as an oncogene in breast cancer.

Applications

Tested applications:	ELISA, WB, IHC, IF
Cited applications:	IHC
Species specificity:	Human; other species not tested.
Cited species:	Human
Calculated Trefoil factor 1 MW:	84aa,9 kDa
Observed Trefoil factor 1 MW:	9 kDa
Positive WB detected in	Human stomach tissue, human kidney tissue
Positive IHC detected in	Human stomach cancer tissue
Positive IF detected in	HeLa cells
Recommended dilution:	WB: 1:200-1:2000
	IHC: 1:20-1:200
	IF: 1:20-1:200

Application key: WB = Western blotting, IHC = Immunohistochemistry, IF = Immunofluorescence, IP = Immunoprecipitation

Immunogen information

Immunogen:	Ag4541
GenBank accession number:	BC032811
Gene ID (NCBI):	7031
Full name:	Trefoil factor 1

Product information

Purification method:	Antigen affinity purification
Storage:	PBS with 0.02% sodium azide and 50% glycerol pH 7.3. Store at -20°C.

of HeLa cells using 13734-1-
AP(TFF1 Antibody) at
dilution of 1:50 and Alexa
Fluor 488-conjugated
AffiniPure Goat Anti-Rabbit
IgG(H+L)