

MOBKL1A Polyclonal Antibody

Catalog number: 12790-1-AP

Size: 124 µg/150 µl

Source: Rabbit

Isotype: IgG

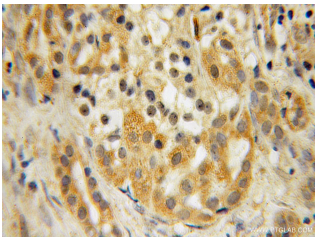
Synonyms:

MOBKL1A; MATS2, Mob1

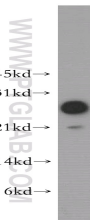
homolog 1A, Mob1A, Mob1B,

MOB4A, MOBKL1A, Protein

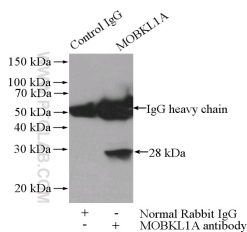
Mob4A



Immunohistochemical of paraffin-embedded human pancreas cancer using 12790-1-AP (MOBKL1A antibody) at dilution of 1:100 (under 10x lens)



Jurkat cells were subjected to SDS PAGE followed by western blot with 12790-1-AP (MOBKL1A antibody) at dilution of 1:500



IP Result of anti-MOBKL1A
(IP:12790-1-AP, 4µg; Detection:12790-1-AP 1:1000) with Jurkat cells lysate 2800µg.

Applications

Tested applications:	ELISA, WB, IHC, IP
Cited applications:	IHC, WB
Species specificity:	Human, Mouse, Rat; other species not tested.
Cited species:	Human, mouse
Calculated MOBKL1A MW:	216aa, 25 kDa
Observed MOBKL1A MW:	25 kDa
Positive WB detected in	Jurkat cells
Positive IP detected in	Jurkat cells
Positive IHC detected in	Human pancreas cancer tissue
Recommended dilution:	WB: 1:500-1:5000
	IP: 1:500-1:5000
	IHC: 1:20-1:200

Application key: WB = Western blotting, IHC = Immunohistochemistry, IF = Immunofluorescence, IP = Immunoprecipitation

Immunogen information

Immunogen:	Ag3509
GenBank accession number:	BC038112
Gene ID (NCBI):	92597
Full name:	MOB1, Mps One Binder kinase activator-like 1A (yeast)

Product information

Purification method:	Antigen affinity purification
Storage:	PBS with 0.1% sodium azide and 50% glycerol pH 7.3. Store at -20°C.