

**Acids**  
**Breakthrough Indicator Sticker**  
**(BTIS)**  
**(PN: 134-0000)**



Replace Filter



Over Exposed

*Manual*



## 1. Application

The Acids BTIS (PN: 134-0000) is qualitative (yes/no) colorimetric indicator for the saturation and end-of-service life of ductless hood filters. The indicator is designed to provide real-time indication of the breakthrough of acid vapors.

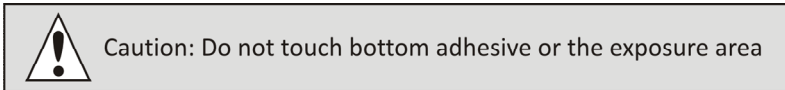
## 2. Specifications

- |                              |  |
|------------------------------|--|
| a. Weight:                   | 0.4g (0.02oz)                            |
| b. Dimensions:               | 2.8mm (0.11in), $\phi$ : 31.8mm (1.25in) |
| c. Operating temperature:    | -20°C to 55°C (-4°F to 131°F)            |
| d. Operating humidity:       | 5% RH to 85%RH                           |
| e. Minimum detectable limit: | 4ppm•min at 30 cm/sec face velocity      |
| f. Color change:             | Yellow to orange to dark red             |
| g. Storage temperature:      | 4°C to 25°C, (39°F to 77°F)              |
| h. Shelf life:               | 1 year at 4°C to 25°C, (39°F to 77°F)    |
| i. Service life:             | 14 months                                |

**Cross interferences:** Basic vapors in high concentrations impair the performance of the acid breakthrough indicator. No other interferences are known.

## 3. Operating Instructions

- Ensure that packaging pouch is intact.
- Open packaging pouch by tearing off the top part from one of side notches
- Remove indicator sticker from the packaging pouch.
- Peel off the protective liner to expose the bottom adhesive (Figure 1).



- Hold the sticker from the edges, as shown in Figure 2, and place it on center clean area of the filter's outlet with the reading area (glossy surface) of the sticker facing up.
- Press firmly to attach sticker to the filter's outlet (Figure 3).
- Replace filter when the reading area of the indicator changes color to orange or dark red.

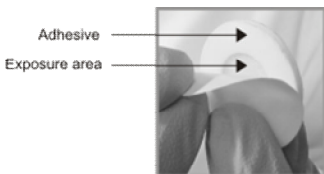


Figure 1



Figure 2

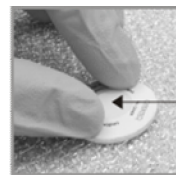


Figure 3