

ERCC2 Polyclonal Antibody

Catalog number: 10818-1-AP

Size: 26 µg/150 µl

Source: Rabbit

Isotype: IgG

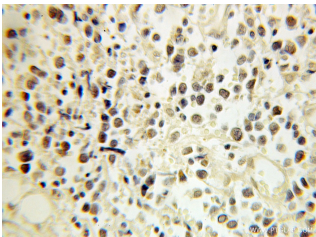
Synonyms:

ERCC2; BTF2 p80, COFS2, CXPB,


EM9, ERCC2, TFIIH 80 kDa

subunit, TFIIH p80, TTD, XPD,

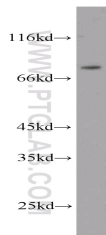
XPDC



Immunohistochemical of paraffin-embedded human lymphoma using 10818-1-AP(ERCC2 antibody) at dilution of 1:100 (under 10x lens)



IP Result of anti-ERCC2 (IP:10818-1-AP, 5µg; Detection:10818-1-AP 1:500) with K-562 cells lysate 8000µg.



HeLa cells were subjected to SDS PAGE followed by western blot with 10818-1-AP(ERCC2 antibody) at dilution of 1:500

Background

Excision-repair complementing defective in Chinese hamster 2(ERCC2), belongs to the nucleotide excision repair pathway, is a component of the TFIIH transcription complex and required for the association of the CDK-activating kinase(CAK) subcomplex with TFIIH. Since TFIIH is involved in both DNA repair and cell cycle progression, ERCC2 is implicated to play an integral role in the nucleotide excision repair pathway. Also it involves in the regulation of vitamin-D receptor activity. As a part of the mitotic spindle-associated MMXD complex, ERCC2 has a role in chromosome segregation.

Applications

Tested applications:	ELISA, WB, IHC, IP
Cited applications:	IHC
Species specificity:	Human; other species not tested.
Cited species:	Human
Calculated ERCC2 MW:	87 kDa
Observed ERCC2 MW:	80 kDa
Positive WB detected in	HeLa cells, HEK-293 cells, K-562 cells
Positive IP detected in	K-562 cells
Positive IHC detected in	Human lymphoma tissue, human cervical cancer tissue
Recommended dilution:	WB: 1:200-1:2000
	IP: 1:200-1:2000
	IHC: 1:20-1:200

Application key: WB = Western blotting, IHC = Immunohistochemistry, IF = Immunofluorescence, IP = Immunoprecipitation

Immunogen information

Immunogen:	Ag1038
GenBank accession number:	BC008346
Gene ID (NCBI):	2068
Full name:	Excision repair cross-complementing rodent repair deficiency, complementation group 2

Product information

Purification method:	Antigen affinity purification
Storage:	PBS with 0.1% sodium azide and 50% glycerol pH 7.3. Store at -20°C.