

## MS4A12 Polyclonal Antibody

Catalog number: 13293-1-AP

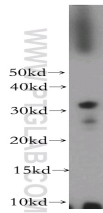
Size: 61 µg/150 µl

Source: Rabbit

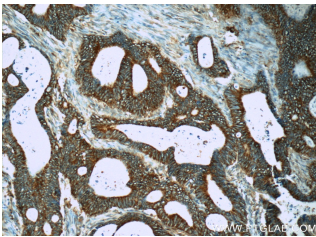
Isotype: IgG

Synonyms:

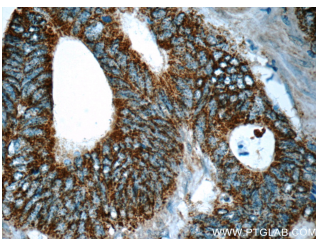
MS4A12; Ms4a10, MS4A12



SH-SY5Y cells were subjected to SDS PAGE followed by western blot with 13293-1-AP (MS4A12 antibody) at dilution of 1:300



Immunohistochemistry of paraffin-embedded human colon cancer tissue slide using 13293-1-AP (MS4A12 Antibody) at dilution of 1:50



Immunohistochemistry of paraffin-embedded human colon cancer tissue slide using 13293-1-AP (MS4A12 Antibody) at dilution of 1:50

### Applications

Tested applications:	ELISA, WB, IHC
Species specificity:	Human, Mouse; other species not tested.
Calculated MS4A12 MW:	267aa, 28 kDa
Observed MS4A12 MW:	35kd
Positive WB detected in:	SH-SY5Y cells
Positive IHC detected in:	Human colon cancer tissue
Recommended dilution:	WB: 1:500-1:5000 IHC: 1:20-1:200

Application key: WB = Western blotting, IHC = Immunohistochemistry, IF = Immunofluorescence, IP = Immunoprecipitation

### Immunogen information

Immunogen:	Ag3968
GenBank accession number:	BC029793
Gene ID (NCBI):	54860
Full name:	Membrane-spanning 4-domains, subfamily A, member 12

### Product information

Purification method:	Antigen affinity purification
Storage:	PBS with 0.02% sodium azide and 50% glycerol pH 7.3. Store at -20°C.