

## PBXIP1 Polyclonal Antibody

Catalog number: 12102-1-AP

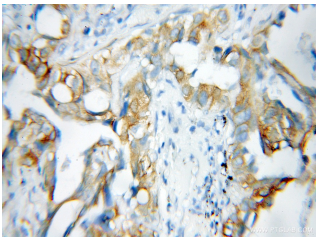
Size: 60 µg/150 µl

Source: Rabbit

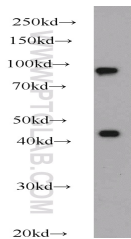
Isotype: IgG

Synonyms:

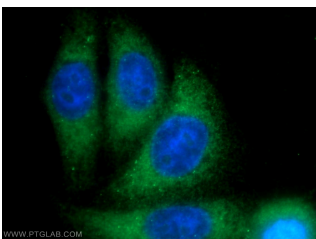
PBXIP1; HPIP, PBXIP1



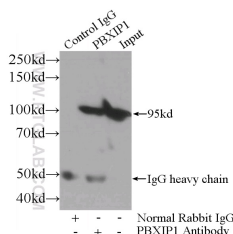
Immunohistochemical of paraffin-embedded human lung cancer using 12102-1-AP (PBXIP1 antibody) at dilution of 1:100 (under 10x lens)



HeLa cells were subjected to SDS PAGE followed by western blot with 12102-1-AP (PBXIP1 antibody) at dilution of 1:1000



Immunofluorescent analysis of HepG2 cells using 12102-1-AP (PBXIP1 Antibody) at dilution of 1:25 and Alexa Fluor 488-conjugated AffiniPure Goat Anti-Rabbit IgG(H+L)



IP Result of anti-PBXIP1

### Background

PBXIP1 (pre-B-cell leukemia transcription factor-interacting protein 1), also known as HPIP (hematopoietic PBX-interacting protein), is a regulator of pre-B-cell leukemia transcription factors (BPXs) function. PBXIP1 is a nucleo-cytoplasmic shuttling protein, mainly localized in the cytosol and in small amounts in the nucleus (PMID: 10825160). It interacts with PBX1 as well as PBX2 and PBX3. PBXIP1 inhibits the ability of PBX-HOX heterodimers to bind to target sequences and strongly inhibits the transactivation activity of E2A-PBX. PBXIP1 is also reported to be a microtubule-binding protein, which regulates estrogen receptor functions and plays a role in cancer development and progression (PMID: 17043237; 18302941; 23321675).

### Applications

Tested applications:	ELISA, WB, IHC, IF, IP
Cited applications:	IF, IHC, WB
Species specificity:	Human; other species not tested.
Cited species:	Human, mouse
Calculated PBXIP1 MW:	731aa, 81 kDa
Observed PBXIP1 MW:	95 kDa
Positive WB detected in	HeLa cells, A549 cells, BxPC-3 cells
Positive IP detected in	HeLa cells
Positive IHC detected in	Human lung cancer tissue
Positive IF detected in	HepG2 cells, HeLa cells
Recommended dilution:	WB: 1:500-1:5000 IP: 1:200-1:2000 IHC: 1:20-1:200 IF: 1:10-1:100

Application key: WB = Western blotting, IHC = Immunohistochemistry, IF = Immunofluorescence, IP = Immunoprecipitation

### Immunogen information

Immunogen:	Ag2746
GenBank accession number:	BC016852
Gene ID (NCBI):	57326
Full name:	Pre-B-cell leukemia homeobox interacting protein 1

### Product information

Purification method:	Antigen affinity purification
Storage:	PBS with 0.1% sodium azide and 50% glycerol pH 7.3. Store at -20°C.

**(IP:12102-1-AP, 3ug;  
Detection:12102-1-AP 1:800)  
with HeLa cells lysate 3000ug.**