

Ferritin light chain Polyclonal Antibody

Catalog number: 10727-1-AP


Size: 52 µg/150 µl

Source: Rabbit


Isotype: IgG

Synonyms:

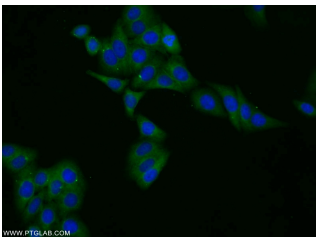
FTL; Ferritin L subunit, Ferritin light chain, ferritin, light polypeptide, FTL



IP Result of anti-FTL (IP:10727-1-AP, 3µg; Detection:10727-1-AP 1:1000) with mouse liver tissue lysate 12500µg.



human placenta tissue were subjected to SDS PAGE followed by western blot with 10727-1-AP(FTL antibody) at dilution of 1:1000



Immunofluorescent analysis of HepG2 cells using 10727-1-AP(FTL Antibody) at dilution of 1:25 and Alexa Fluor 488-conjugated AffiniPure Goat Anti-Rabbit IgG(H+L)

Background

FTL belongs to the ferritin family. It stores iron in a soluble, non-toxic, readily available form. FTL is important for iron homeostasis. It plays a role in delivery of iron to cells. FTL mediates iron uptake in capsule cells of the developing kidney. Mutation of FTL will cause hereditary hyperferritinemia-cataract syndrome (HHCS) or neurodegeneration with brain iron accumulation type 3 (NBIA3). Ferritin light polypeptide (FTL) and ferritin heavy polypeptide (FTH1) were the main constituents the striatum and cerebellar cortex revealed.

Applications

Tested applications:	ELISA, WB, IP, IHC, IF
Cited applications:	IF, IHC, WB
Species specificity:	Human, Mouse, Rat; other species not tested.
Cited species:	Human
Calculated Ferritin light chain MW:	19 kDa
Observed Ferritin light chain MW:	20-22 kDa
Positive WB detected in	Human placenta tissue, mouse brain tissue, mouse liver tissue, mouse ovary tissue, mouse spleen tissue
Positive IP detected in	Mouse liver tissue
Positive IHC detected in	Human liver tissue, human liver cancer tissue, human spleen tissue
Positive IF detected in	HepG2 cells
Recommended dilution:	WB: 1:500-1:5000 IP: 1:500-1:5000 IHC: 1:20-1:200 IF: 1:10-1:100

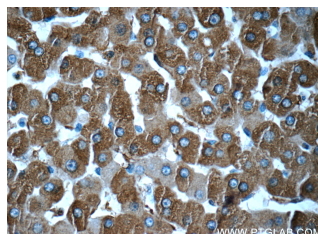
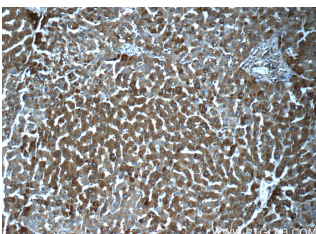
Application key: WB = Western blotting, IHC = Immunohistochemistry, IF = Immunofluorescence, IP = Immunoprecipitation

Immunogen information

Immunogen:	Ag1149
GenBank accession number:	BC008439
Gene ID (NCBI):	2512
Full name:	Ferritin, light polypeptide

Product information

Purification method:	Antigen affinity purification
Storage:	PBS with 0.1% sodium azide and 50% glycerol pH 7.3. Store at -20°C.



Immunohistochemistry of paraffin-embedded human liver tissue slide using 10727-1-AP(FTL Antibody) at dilution of 1:50 (under 10x lens)

Immunohistochemistry of paraffin-embedded human liver tissue slide using 10727-1-AP(FTL Antibody) at dilution of 1:50 (under 40x lens)