

B3GALT2 Polyclonal Antibody

Catalog number: 14177-1-AP

Size: 60 µg/150 µl

Source: Rabbit

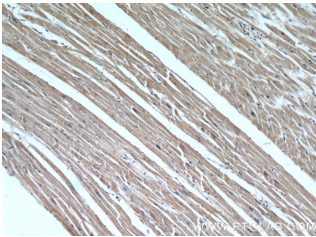
Isotype: IgG

Synonyms:

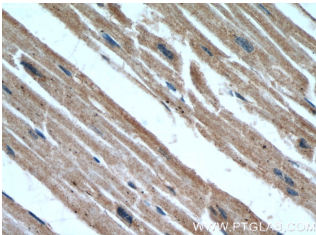
B3GALT2; B3GALT2, Beta 1,3

GalTase 2, beta3Gal T2,

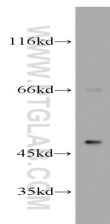
BETA3GALT2, GLCT2



Immunohistochemical of paraffin-embedded human heart using 14177-1-AP(B3GALT2 antibody) at dilution of 1:50 (under 10x lens)



Immunohistochemical of paraffin-embedded human heart using 14177-1-AP(B3GALT2 antibody) at dilution of 1:50 (under 40x lens)



mouse brain tissue were subjected to SDS PAGE followed by western blot with 14177-1-AP(B3GALT2 antibody) at dilution of 1:800

Applications

Tested applications:	ELISA, WB, IHC
Species specificity:	Human, Mouse, Rat; other species not tested.
Calculated B3GALT2 MW:	422aa, 49kd
Observed B3GALT2 MW:	49kd
Positive WB detected in	Mouse brain tissue, mouse heart tissue
Positive IHC detected in	Human heart tissue
Recommended dilution:	WB: 1:200-1:2000 IHC: 1:20-1:200

Application key: WB = Western blotting, IHC = Immunohistochemistry, IF = Immunofluorescence, IP = Immunoprecipitation

Immunogen information

Immunogen:	Ag5384
GenBank accession number:	BC022507
Gene ID (NCBI):	8707
Full name:	UDP-Gal:betaGlcNAc beta 1,3-galactosyltransferase, polypeptide 2

Product information

Purification method:	Antigen affinity purification
Storage:	PBS with 0.02% sodium azide and 50% glycerol pH 7.3. Store at -20°C.