



# CM-7S Plus Benchtop Centrifuge



## Product Description

The new CM-7S Plus is the next generation of our popular CM series centrifuges. Featuring our patented SkySpin™ motor controller and a large colorful LCD display the CM-7S brings a new level of control and customization to the classic centrifuge. Redesigned, rubberized start and stop buttons make the centrifuge simple to operate, while the deeper digital settings menu allow the user to fine tune the program to their exact preference.

## Features

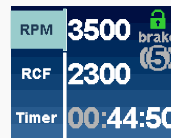
- Compact and Versatile with its exceptionally slim design, is one of the most compact and versatile swing-out centrifuges on the market.
- Designed for safety. This centrifuge is cold room and refrigerator safe, and comes equipped with a transparent lid and automatic lid lock for extra convenience and safety.
- Rapid acceleration/Braking system. Has a rotational speed of up to 3500 RPM, and comes with a highly responsive rapid acceleration/braking system.
- User-friendly operation. Outfitted with a user-friendly, digital LCD display and rubberized start/stop buttons, and a digital rotor imbalance sensor, this unit is truly designed with ease-of-use and customization in mind.




Stainless steel design of the rotor and centrifugation chamber provides additional security and make it easier to asepticize.



Controls are made by a separate block of buttons, which eliminates the possibility of accidental resetting of settings and makes everyday work more intuitive and comfortable.



Using thoughtful navigation and a color LCD display, the settings are made easily and quickly.



The user settings menu allows to make the device as convenient as possible meeting the personal requirements of the operator.

## Specifications

Rotor Rotation Speed	100 - 3,500 RPM
Timer	from 1 min up to 12 hours
Maximum Centrifugal Force	2,300 RCF
Brake Levels	6
Working Temperature Range	from +10 up to +40 °C
Relative Air Moisture at 20°C	80%
Voltage and Frequency	100 - 240 V; 50/60 Hz
Maximal Consumable Power	250 W
Size (L x W x H)	430 x 415 x 220 mm
Weight	13.8 kg



### Contacts:

ELMI Ltd.  
11-136 Krivu Str.  
Riga LV-1006, Latvia

t: +371 6755 8743  
f: +371 6755 1934  
e: [info@elmi-tech.com](mailto:info@elmi-tech.com)  
w: [www.elmi-tech.com](http://www.elmi-tech.com)

# Accessories

## Rotor 6M

Universal rotor for 12 stainless steel adapters.  
Maximum volume of test tubes: 12 ml.  
Maximum size of test tubes (L / W): 115 / 16.8 mm.  
Maximum centrifugation speed: 3500 rpm.  
It is allowed to use 12 tubes 135 mm long, 15 ml volume.  
Allowed to autoclave at temperatures up to 134 ° C.



## Rotor 6M.02

Universal rotor for 24 stainless steel adapters.  
Maximum volume of test tubes: 12 ml.  
Maximum size of test tubes: (L / W) 115 / 16.8  
Maximum centrifugation speed: 3500 rpm.  
In the outer row can fit test tubes of  
140mm length, 15ml volume.  
Allowed to autoclave at temperatures up to 134 ° C.




## Rotor 6M.05

Universal rotor for 12 adapters, stainless steel,  
with an operating angle of 10 °.  
The maximum volume of test tubes: 15 ml.  
The maximum size of test tubes (LxD): 140 x 16.8 mm.  
Maximum centrifugation speed: 3500 rpm.  
The inclination of the adapters at 10 ° doesn't allow the tubes  
to touch the rotor during operation.  
Allowed to autoclave at temperatures up to 134 ° C.




## Rotor 6M.01

Universal rotor for 4 adapters.  
The maximum volume of test tubes: 50 ml.  
The maximum size of test tubes (L / W): 135/30 mm.  
Maximum centrifugation speed: 3500 rpm.



## Rotor 6M.06

Universal rotor for 6 adapters.  
The maximum volume of test tubes: 50 ml.  
The maximum size of test tubes (L / W): 135/30 mm.  
Maximum centrifugation speed: 3500 rpm.



## Rotor 6M.07

Universal rotor for 6 adapters for 15ml test tubes and 2 adapters 50ml.  
Maximum size of test tubes (LxD): 115 x 16.8 mm / 135 x 30 mm.  
Maximum centrifugation speed: 3500 rpm.

