

## TAX1BP3 Polyclonal Antibody

Catalog number: 11692-1-AP

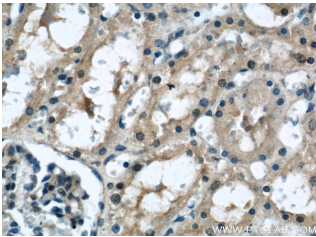
Size: 70 µg/150 µl

Source: Rabbit

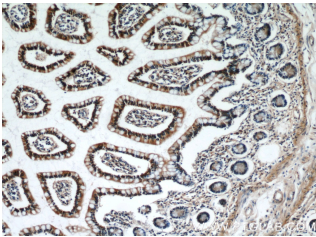
Isotype: IgG

Synonyms:

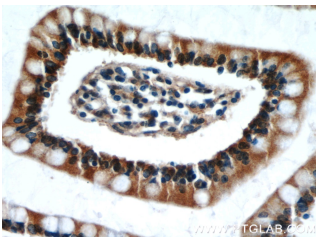
TAX1BP3; Tax interaction protein 1, Tax1 binding protein 3, TAX1BP3, TIP 1, TIP1



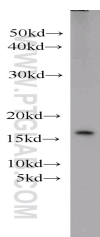
Immunohistochemical of paraffin-embedded human kidney using 11692-1-AP(TAX1BP3 antibody) at dilution of 1:50 (under 40x lens)



Immunohistochemical of paraffin-embedded human small intestine using 11692-1-AP(TAX1BP3 antibody) at dilution of 1:50 (under 10x lens)



Immunohistochemical of paraffin-embedded human small intestine using 11692-1-AP(TAX1BP3 antibody) at dilution of 1:50 (under 40x lens)



mouse ovary tissue were subjected to SDS PAGE

### Background

Tax-interacting protein 1 (TIP-1, also known as Tax1bp3 or glutaminase-interacting protein, GIP) is unique in its simple structure, a single PDZ domain is the only functional and structural unit identified so far in this small PDZ protein (124 amino acids in human and mouse). High level of TIP-1 expression was detected in human invasive breast cancer cells and that is important for tumor cell adhesion, migration and pulmonary metastasis. However, the precise biological effects of TIP-1 and its functional mechanisms have largely remained elusive. Mutation of TAX1BP3 can cause Dilated Cardiomyopathy with Septo-Optic Dysplasia (PMID: 25645515).

### Applications

Tested applications:	ELISA, WB, IHC
Species specificity:	Human, Mouse, Rat; other species not tested.
Calculated TAX1BP3 MW:	124aa, 14 kDa
Observed TAX1BP3 MW:	15-17kd
Positive WB detected in	Mouse ovary tissue, A2780 cells
Positive IHC detected in	Human small intestine tissue, human kidney tissue, human lung cancer tissue
Recommended dilution:	WB: 1:500-1:5000 IHC: 1:20-1:200

Application key: WB = Western blotting, IHC = Immunohistochemistry, IF = Immunofluorescence, IP = Immunoprecipitation

### Immunogen information

Immunogen:	Ag2306
GenBank accession number:	BC023980
Gene ID (NCBI):	30851
Full name:	Tax1 (human T-cell leukemia virus type I) binding protein 3

### Product information

Purification method:	Antigen affinity purification
Storage:	PBS with 0.1% sodium azide and 50% glycerol pH 7.3. Store at -20°C.

followed by western blot with  
11692-1-AP(TAX1BP3  
antibody) at dilution of 1:1000