

DDX20 Polyclonal Antibody

Catalog number: 11324-1-AP

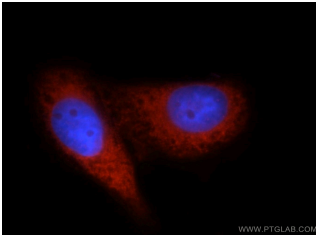
Size: 80 µg/150 µl

Source: Rabbit

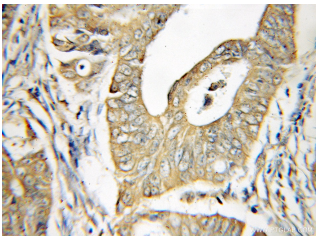
Isotype: IgG

Synonyms:


DDX20; Component of gems 3, DDX20, DEAD box protein 20, DEAD box protein DP 103, DKFZp434H052, DP103, Gemin 3, GEMIN3



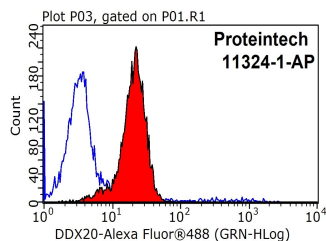
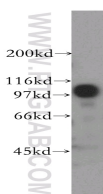
Immunofluorescent analysis of HepG2 cells, using DDX20 antibody 11324-1-AP at 1:50 dilution and Rhodamine-labeled goat anti-rabbit IgG (red). Blue pseudocolor = DAPI (fluorescent DNA dye).



Immunohistochemical of paraffin-embedded human colon cancer using 11324-1-AP (DDX20 antibody) at dilution of 1:100 (under 10x lens)



IP Result of anti-DDX20 (IP:11324-1-AP, 4µg; Detection:11324-1-AP 1:1000) with HeLa cells lysate 3000µg.



Applications

Tested applications:	ELISA, WB, IHC, IF, IP, FC
Cited applications:	IHC, WB
Species specificity:	Human, Mouse, Rat; other species not tested.
Cited species:	Human
Calculated DDX20 MW:	824aa, 92 kDa
Observed DDX20 MW:	100 kDa; 112-115 kDa
Positive WB detected in:	HeLa cells, Jurkat cells, mouse testis tissue
Positive IP detected in:	HeLa cells
Positive IHC detected in:	Human colon cancer tissue
Positive IF detected in:	HepG2 cells, HeLa cells
Positive FC detected in:	HepG2 cells
Recommended dilution:	WB: 1:1000-1:10000 IP: 1:500-1:5000 IHC: 1:20-1:200 IF: 1:20-1:200 FC: N/A

Application key: WB = Western blotting, IHC = Immunohistochemistry, IF = Immunofluorescence, IP = Immunoprecipitation

Immunogen information

Immunogen:	Ag1863
GenBank accession number:	BC011556
Gene ID (NCBI):	11218
Full name:	DEAD (Asp-Glu-Ala-Asp) box polypeptide 20

Product information

Purification method:	Antigen affinity purification
Storage:	PBS with 0.1% sodium azide and 50% glycerol pH 7.3. Store at -20°C.

HeLa cells were subjected to SDS PAGE followed by western blot with 11324-1-AP(DDX20 antibody) at dilution of 1:500

1X10⁶ HepG2 cells were stained with .2ug DDX20 antibody (11324-1-AP, red) and control antibody (blue). Fixed with 90% MeOH blocked with 3% BSA (30 min). Alexa Fluor 488-conjugated AffiniPure Goat Anti-Rabbit IgG(H+L) with dilution 1:1000.