

TCP10L Polyclonal Antibody

Catalog number: 13709-1-AP

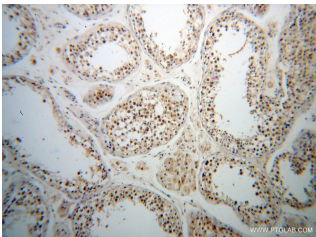
Size: 51 µg/150 µl

Source: Rabbit

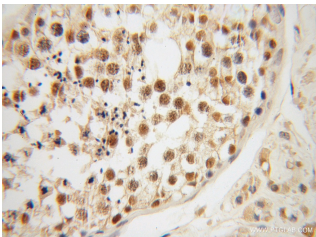
Isotype: IgG

Synonyms:


TCP10L; C21orf77, FLJ10932, PRED77, t complex 10 (mouse) like, T complex protein 10A 2, TCP10 like, TCP10A 2, TCP10L



Immunohistochemical of paraffin-embedded human testis using 13709-1-AP(TCP10L antibody) at dilution of 1:50 (under 10x lens)



Immunohistochemical of paraffin-embedded human testis using 13709-1-AP(TCP10L antibody) at dilution of 1:50 (under 40x lens)



mouse testis tissue were subjected to SDS PAGE followed by western blot with 13709-1-AP(TCP10L antibody) at dilution of 1:200

Applications

Tested applications:	ELISA, WB, IHC, IF
Species specificity:	Human, Mouse; other species not tested.
Calculated TCP10L MW:	215aa,24kd
Observed TCP10L MW:	24kd
Positive WB detected in	Mouse testis tissue
Positive IHC detected in	Human testis tissue
Positive IF detected in	Hela cells
Recommended dilution:	WB: 1:200-1:2000
	IHC: 1:20-1:200
	IF: 1:20-1:200

Application key: WB = Western blotting, IHC= Immunohistochemistry, IF= Immunofluorescence, IP= Immunoprecipitation

Immunogen information

Immunogen:	Ag4646
GenBank accession number:	BC033855
Gene ID (NCBI):	140290
Full name:	T-complex 10 (mouse)-like

Product information

Purification method:	Antigen affinity purification
Storage:	PBS with 0.02% sodium azide and 50% glycerol pH 7.3. Store at -20°C.