

PTTG1IP Polyclonal Antibody

Catalog number: 12575-1-AP

Size: 22 µg/150 µl

Source: Rabbit

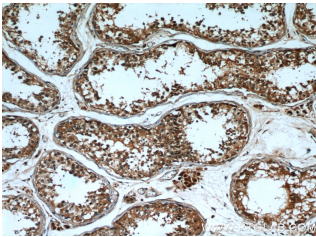
Isotype: IgG

Synonyms:

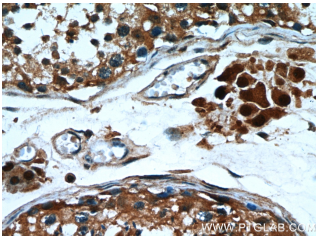
PTTG1IP; C21orf1, C21orf3,

PBF, PTTG binding factor,

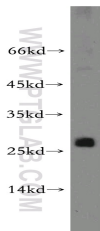
PTTG1IP



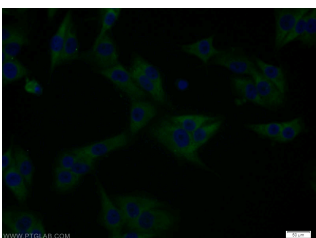
Immunohistochemical of paraffin-embedded human testis using 12575-1-AP (PTTG1IP antibody) at dilution of 1:50 (under 10x lens)



Immunohistochemical of paraffin-embedded human testis using 12575-1-AP (PTTG1IP antibody) at dilution of 1:50 (under 40x lens)



HeLa cells were subjected to SDS PAGE followed by western blot with 12575-1-AP (PTTG1IP antibody) at dilution of 1:200



Immunofluorescent analysis of A375 cells using 12575-1-

Applications

| | |
|--------------------------|---|
| Tested applications: | ELISA, WB, IHC, IF |
| Species specificity: | Human; other species not tested. |
| Calculated PTTG1IP MW: | 180aa, 20 kDa |
| Observed PTTG1IP MW: | 26kd |
| Positive WB detected in | HeLa cells, A375 cells, HEK-293 cells, PC-3 cells |
| Positive IHC detected in | Human testis tissue, human colon tissue, human liver tissue |
| Positive IF detected in | A375 cells, PC-3 cells |
| Recommended dilution: | WB: 1:200-1:2000 IHC: 1:20-1:200 IF: 1:10-1:100 |

Application key: WB = Western blotting, IHC = Immunohistochemistry, IF = Immunofluorescence, IP = Immunoprecipitation

Immunogen information

| | |
|---------------------------|--|
| Immunogen: | Ag3250 |
| GenBank accession number: | BC012858 |
| Gene ID (NCBI): | 754 |
| Full name: | Pituitary tumor-transforming 1 interacting protein |

Product information

| | |
|----------------------|--|
| Purification method: | Antigen affinity purification |
| Storage: | PBS with 0.02% sodium azide and 50% glycerol pH 7.3. Store at -20°C. |

**AP(PTTG1IP Antibody) at
dilution of 1:25 and Alexa
Fluor 488-conjugated
AffiniPure Goat Anti-Rabbit
IgG(H+L)**