

SIGLEC7 Polyclonal Antibody

Catalog number: 13939-1-AP

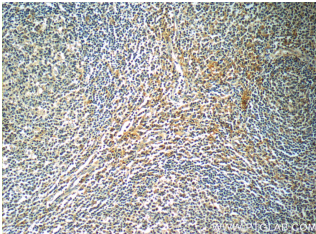
Size: 43 µg/150 µl

Source: Rabbit

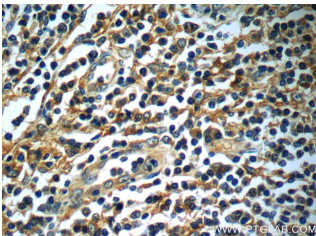
Isotype: IgG

Synonyms:


SIGLEC7; AIRM 1, AIRM1, CD328, CDw328, D siglec, p75, p75/AIRM1, QA79, QA79 membrane protein, SIGLEC 7, SIGLEC7



Immunohistochemistry of paraffin-embedded human tonsillitis slide using 13939-1-AP (SIGLEC7 Antibody) at dilution of 1:50



Immunohistochemistry of paraffin-embedded human tonsillitis slide using 13939-1-AP (SIGLEC7 Antibody) at dilution of 1:50



U-937 cells were subjected to SDS PAGE followed by western blot with 13939-1-AP (SIGLEC7 antibody) at dilution of 1:1000

Applications

| | |
|--------------------------|--|
| Tested applications: | ELISA, WB, IHC |
| Species specificity: | Human; other species not tested. |
| Calculated SIGLEC7 MW: | 467aa, 51 kDa |
| Observed SIGLEC7 MW: | 75 kDa |
| Positive WB detected in | U-937 cells, A549 cells, human liver tissue, human placenta tissue, K-562 cells, L02 cells |
| Positive IHC detected in | Human tonsillitis tissue, human liver tissue, human placenta tissue |
| Recommended dilution: | WB: 1:500-1:5000 IHC: 1:20-1:200 |

Application key: WB = Western blotting, IHC = Immunohistochemistry, IF = Immunofluorescence, IP = Immunoprecipitation

Immunogen information

| | |
|---------------------------|--------------------------------------|
| Immunogen: | Ag4220 |
| GenBank accession number: | BC028150 |
| Gene ID (NCBI): | 27036 |
| Full name: | Sialic acid binding Ig-like lectin 7 |

Product information

| | |
|----------------------|---|
| Purification method: | Antigen affinity purification |
| Storage: | PBS with 0.1% sodium azide and 50% glycerol pH 7.3. Store at -20°C. |