

## ARHGAP25 Polyclonal Antibody

Catalog number: 14349-1-AP

Size: 24 µg/150 µl

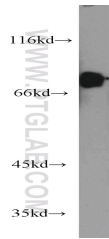
Source: Rabbit

Isotype: IgG

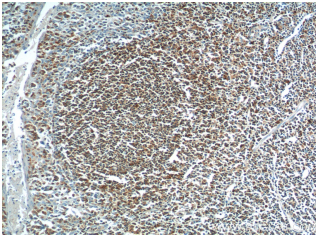
Synonyms:

ARHGAP25; ARHGAP25,

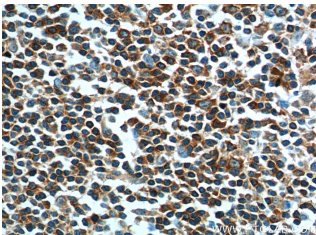
KAIA0053, KIAA0053



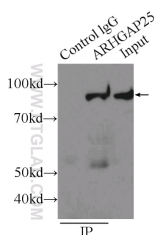
Jurkat cells were subjected to SDS PAGE followed by western blot with 14349-1-AP (ARHGAP25 antibody) at dilution of 1:1200



Immunohistochemistry of paraffin-embedded human tonsillitis tissue slide using 14349-1-AP (ARHGAP25 Antibody) at dilution of 1:200 (under 10x lens)



Immunohistochemistry of paraffin-embedded human tonsillitis tissue slide using 14349-1-AP (ARHGAP25 Antibody) at dilution of 1:200 (under 40x lens)



IP Result of anti-ARHGAP25

(IP:14349-1-AP, 4ug;

### Applications

Tested applications:	ELISA, WB, IP, IHC
Species specificity:	Human, Mouse, Rat; other species not tested.
Calculated ARHGAP25 MW:	73 kDa
Observed ARHGAP25 MW:	72kd
Positive WB detected in	Jurkat cells
Positive IP detected in	Jurkat cells
Positive IHC detected in	Human tonsillitis tissue
Recommended dilution:	WB: 1:500-1:5000
	IP: 1:200-1:2000
	IHC: 1:20-1:200

Application key: WB = Western blotting, IHC = Immunohistochemistry, IF = Immunofluorescence, IP = Immunoprecipitation

### Immunogen information

Immunogen:	Ag5691
GenBank accession number:	BC039591
Gene ID (NCBI):	9938
Full name:	Rho GTPase activating protein 25

### Product information

Purification method:	Antigen affinity purification
Storage:	PBS with 0.02% sodium azide and 50% glycerol pH 7.3. Store at -20°C.

Detection:14349-1-AP 1:500)  
with Jurkat cells lysate  
1000ug.