


Chemical Duty Diaphragm Pumps, cUL Listed

With Explosion Proof Motor



Models 2090/2085

Welch corrosion-resistant diaphragm vacuum pumps are driven by explosion-proof motors rated for Class I Hazardous Locations (HazLoc). The aluminum pump head is PTFE coated and diaphragm is covered by a PTFE liner to separate chemical media from the diaphragm. The explosion proof motor is directly coupled to the diaphragm pumping module. Stainless steel tubing is used to connect pump heads together in one and two-stage configurations.

The vacuum pump doesn't come with an on/off switch, plug or cord, but must be conduit wired to the on/off explosion proof control panel. Always use a certified electrician for proper installation of vacuum pump with explosion proof motor to meet your local municipal codes.

FEATURES & BENEFITS

- ✓ Corrosion-resistant
- ✓ Flow from 4.5 to 6.9 cfm
- ✓ Maximum vacuum to 29 in. Hg (25 Torr)
- ✓ Fitted with Class I, Groups C&D explosion proof motor
- ✓ Portable

Contact your local Welch area sales manager for further information.

AMERICA

Gardner Denver Thomas Inc.
1601 Feehanville Drive
Suite 550
Mt. Prospect, IL 60056
USA

Tel: +1 847 676 8800
Fax: +1 847 677 8606
welch.na@gardnerdenver.com

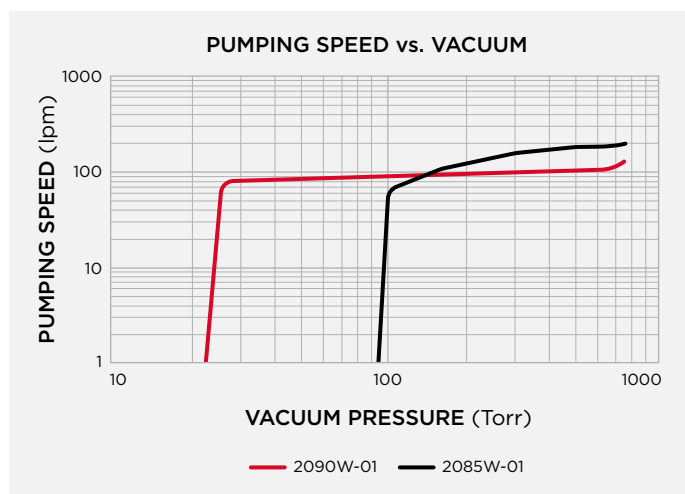
WELCH

SPECIFICATIONS AND ORDERING INFORMATION

MODEL	2085	2090
FAD, lpm (cfm)	195 (6.9)	127 (4.5)
Ultimate Pressure, Torr	100	25
Max. Vac., in. Hg	26	29
Head Material	Coated PTFE	Coated PTFE
Diaphragm liner	PTFE	PTFE
Valves	Stainless Steel	Stainless Steel
Inlet/Outlet connection	NW25	NW25
Motor Type	Ex Proof ¹	Ex Proof ¹
Motor HP	1/2	1/2
Electrical requirement	115/230V 60Hz 1Ph	115/230V 60Hz 1Ph
Agency Listing	cUL	cUL
Weight, lbs (kg)	54 (25.5)	54 (25.5)
Dimensions, LxWxH	27 x 11.3 x 11.3	24.6 x 11.1 x 11.3

ORDERING INFO		
Cat. No.	2085W-01	2090W-01

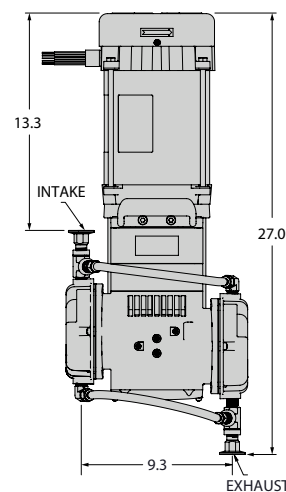
Note: 1. Explosion proof motor (CSA,UL) is Class I, Groups C&D and Class II, Groups E, F&G.



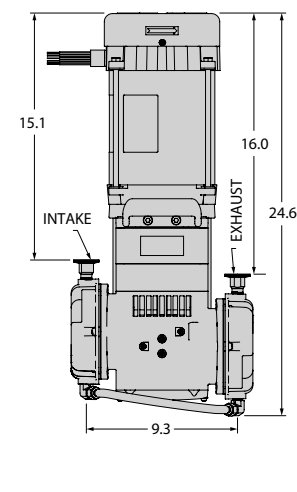
VACUUM REGULATOR WITH DIAL GAUGE CAT. NO. 2090K-05

Chemical resistant, vacuum bleed valve regulator with dial vacuum gauge to vary vacuum level to maximum vacuum of pump. Use with cat. nos. 2090W-01 and 2085W-01. NW25 connections.

2085W-01



2090W-01



Please check out all our brands for your mission-critical flow control technologies:

THOMAS

OEM Pumps
www.gd-thomas.com

WELCH

Vacuum Pumps & Systems
www.welchvacuum.com

TRICONTINENT

Syringe Pumps
www.tricontinent.com

**ZINSSER
ANALYTIC**

Lab Automation
www.zinsser-analytic.com

ILS

Syringes
www.microsyringes.com