


# Model KBF P 240 | Humidity test chambers with ICH-compliant light source

The KBF P humidity test chamber, equipped with ICH-compliant light source, is an expert when it comes to photostability tests and ensures clear test results in accordance with ICH Guideline Q1B. At the same time, the variable-position illumination cassettes offer homogeneous lighting conditions.

## BENEFITS

- Homogeneous climate conditions thanks to APT.line™ technology
- Automatic water and wastewater management
- Pressure humidification with fast response times
- Variable position and removable illumination cassettes
- ICH-compliant illumination for long-term stable test conditions



Model 240



Model 240

## MAIN FEATURES

- Temperature range: 0 °C to 70 °C
- Temperature range with light: 10 °C to 60 °C
- Humidity range: 10 % to 80 % RH
- 2 positionable illumination cassettes with ICH-compliant UV/Vis light source
- APT.line™ preheating chamber technology
- Humidity regulation with capacitive humidity sensor and vapor humidification
- Inner chamber made of stainless steel
- BINDER Multi Management Software APT-COM™ Basic Edition
- Intuitive touchscreen controller with time-segment and real-time programming
- Internal data logger, measured values can be read out in open format via USB
- Unit self-test for comprehensive status analysis
- Tight-sealing inner door made of safety glass (ESG)
- Avoidance of glass corrosion by special TIMELESS coating
- 2 stainless steel racks
- Access port with silicone plug, 30 mm, left
- 4 stable castors, two with brakes
- Class 3.1 independent temperature safety device (DIN 12880) with visual and audible temperature alarm
- Computer interface: Ethernet
- Door heating

## ORDERING INFORMATION

Interior volume [cu.ft.]	Voltage	Option model	Version	Art.-No.
8.7	200...230 V 1~ 50/60 Hz	Standard	KBFP240-230V	9020-0328
	200...240 V 1~ 50/60 Hz	Standard	KBFP240UL-240V	9020-0329

## TECHNICAL DATA

Description	KBFP240-230V <sup>1</sup>	KBFP240UL-240V <sup>1</sup>
Article Number	9020-0328	9020-0329
Performance Data Temperature		
Temperature range with 100% illumination [°C]	10...60	10...60
Temperature range without illumination cassettes [°C]	0...70	0...70
Max. heat compensation at 40 °C [W]	400	400
Performance Data Climate		
Temperature range with 100% illumination [°C]	10...60	10...60
Temperature range without illumination cassettes [°C]	10...70	10...70
Temperature variation with illumination at 25 °C and 60 % RH [± K]	0.6	0.6
Temperature variation with illumination at 40 °C and 75 % RH [± K]	0.6	0.6
Temperature fluctuation with illumination at 25 °C and 60 % RH [± K]	0.2	0.2
Temperature fluctuation with illumination at 40 °C and 75 % RH [± K]	0.2	0.2
Humidity range with illumination cassettes, with illumination [% RH]	10...75	10...75
Humidity range without illumination [% RH]	10...80	10...80
Humidity fluctuation with illumination at 25 °C and 60 % RH [± % RH]	1.5	1.5
Humidity fluctuation with illumination at 40 °C and 75 % RH [± % RH]	2	2
Humidity recovery time after 30 s door open at 25 °C and 60 % RH with illumination [min]	4	4
Humidity recovery time after 30 s door open at 40 °C and 75 % RH with illumination [min]	6	6
Lightdata per Illumination Cassettes		
ICH compliant illumination for photo stability testing [lx] <sup>*2</sup>	7500	7500
ICH compliant illumination for photo stability testing [W/m <sup>2</sup> ] <sup>*2</sup>	1.1	1.1
Electrical data		
Rated Voltage [V]	200...230	200...240
Power frequency [Hz]	50/60	50/60
Nominal power [kW]	2.4	2.4
Unit fuse [A]	16	16
Phase (Nominal voltage)	1~	1~
Measures		
Interior volume [cu.ft.]	8.7	8.7
Net weight of the unit (empty) [lbs]	470	470
Permitted load [lbs]	220	220
Load per rack [lbs]	66	66
Wall clearance back [in]	3.94	3.94
Wall clearance sidewise [in]	3.94	3.94
Internal Dimensions		
Width [in]	25.61	25.61
Height [in]	30.93	30.93
Depth [in]	19.11	19.11
Doors		
Inner doors	1	1
Unit doors	1	1

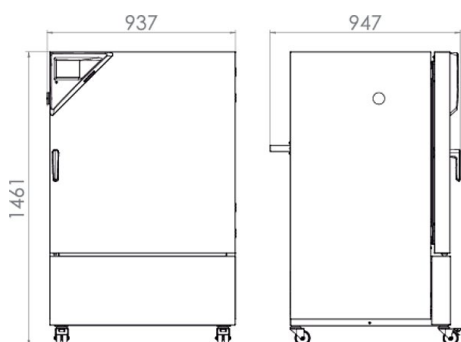
1 All technical data is specified for unloaded units with standard equipment at an ambient temperature of +22 °C ±3 °C and a power supply voltage fluctuation of ±10 %. The temperature data is determined in accordance to BINDER factory standard following DIN 12880, observing the recommended wall clearances of 10 % of the height, width, and depth of the inner chamber. Technical data refers to 100 % fan speed. All indications are average values, typical for units produced in series. We reserve the right to change technical specifications at any time.

2 Average value, measured at 25 °C with a spherical sensor (±10 %) by 12 cm below the light cassette. The values given in W/m<sup>2</sup> refer to global radiation.

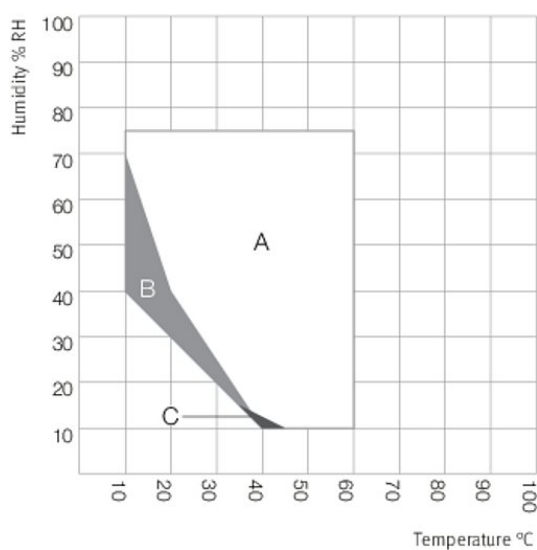
Description	KBFP240-230V <sup>1</sup>	KBFP240UL-240V <sup>1</sup>
Article Number	9020-0328	9020-0329
Housing dimensions not incl. fittings and connections		
Width net [in]	36.45	36.45
Height net [in]	57.5	57.5
Depth net [in]	31.52	31.52
Environment-specific data		
Energy consumption at 40 °C and 75 % RH [Wh/h]	760	760
Sound-pressure level [dB(A)]	53	53
Fixtures		
Number of shelves (std./max.)	2/7	2/7
Number of illumination cassettes (std./max.)	2/2	2/2

- 1 All technical data is specified for unloaded units with standard equipment at an ambient temperature of +22 °C ±3 °C and a power supply voltage fluctuation of ±10 %. The temperature data is determined in accordance to BINDER factory standard following DIN 12880, observing the recommended wall clearances of 10 % of the height, width, and depth of the inner chamber. Technical data refers to 100 % fan speed. All indications are average values, typical for units produced in series. We reserve the right to change technical specifications at any time.
- 2 Average value, measured at 25 °C with a spherical sensor (±10 %) by 12 cm below the light cassette. The values given in W/m<sup>2</sup> refer to global radiation.

## DIMENSIONS INCL. FITTINGS AND CONNECTIONS [MM]



## CHARTS



- A: Guaranteed condensation-free range  
 B: Time-limited operation (max. 24 hours)  
 C: Deviations of technical data may be possible

Climate chart

## OPTIONS

Designation	Description	*	Art.-No.
Access port with silicone plug	left		
	30 mm	01	8012-1444
	50 mm	01	8012-1474
	100 mm	01	8012-1341
	right		
	30 mm	01	8012-1438
	50 mm	01	8012-1468
	100 mm	01	8012-1338
	top		
	30 mm	01	8012-1450
	50 mm	01	8012-1456
	100 mm	01	8012-1462
Alarm output, zero-voltage	for temperature ( $\pm 2$ °C) and humidity ( $\pm 5$ % RH), accessible via 6-pin DIN socket (max. 24 V - 2.5 A), with audible signal that can be switched off	–	8012-1758
Analog output 4-20 mA	for temperature and humidity values (output not adjustable)	–	8012-1722
Calibration certificate, expanded	for temperature and humidity; for extending the measurement in center of chamber to include another test value	–	8012-1190
Calibration certificate, temperature	temperature measurement incl. certificate and 27 measuring points at specified temperature	–	8012-1605
	temperature measurement incl. certificate, 15- 18 measuring points at specified temperature	–	8012-1585
	temperature measurement incl. certificate, 9 measuring points at specified temperature	–	8012-1564
Calibration certificate, temperature and humidity	Measurement in center of chamber at 25 °C / 60% RH or at specified test values	–	8012-1184
	temperature (according to DIN12880) and humidity measurement incl. certificate, 27 temperature measuring points and 1 humidity measuring point, at 25 °C / 60 % RH or at specified values	–	8012-1611
Class 3.3 independent temperature safety device	with visual alarm (DIN 12880)	–	8012-1751
Converter, voltage	to operate the device at a nominal voltage of 120 V 1 ph 60 Hz		
	240 V option model	–	8009-0893
Door lock	lockable door handle	–	8012-1659
Light photometry	including certificate, illumination and irradiance for visible light, 25 measuring points on 3 measurement levels, as well as spectral distribution (385 – 785 nm)	–	8012-1546
Pt 100 temperature sensor	additional flexible Pt 100, interior, for displaying the temperature on the unit display	–	8012-1747
RS 485 interface, 2-wire	Additional serial interface can be used parallel to Ethernet, for Multi Management Software APT-COM™	–	8012-1743

\* Notes › See last page

## ACCESSORIES

Designation	Description	*	Art.-No.
APT-COM™ 4 BASIC-Edition	for simple logging and documentation requirements with up to 5 networked units. version 4, BASIC edition	19	9053-0039
APT-COM™ 4 GLP-Edition	for working under GLP-compliant conditions. Measured values are documented in a tamper-proof way in line with the requirements of FDA Regulation 21 CFR 11. version 4, GLP edition	19	9053-0042
APT-COM™ 4 PROFESSIONAL-Edition	convenient unit and user management built on the BASIC edition. Suitable for networking up to 100 units. version 4, PROFESSIONAL edition	19	9053-0040
BINDER PURE AQUA SERVICE	System for preparation or complete desalination of tap water, complete set containing PURE AQUA 300 single-use cartridge, measuring device, and all necessary connecting parts	–	8012-0759
BINDER PURE AQUA SERVICE, accessories	Single-use, replacement cartridge for BINDER PURE AQUA System	–	6011-0165

\* Notes › See last page

Designation	Description	*	Art.-No.
Data Logger Kit	T 220: For continuous temperature logging from -90 °C to 220 °C. The kit includes 1 data logger, Pt 100 sensor with 2 m extension cable and 1 magnetic fixture for mounting to the BINDER unit	19	8012-0715
	TH 70/70: For continuous temperature and humidity logging from -40 °C to 70 °C / 0% to 100% RH and additional logging of ambient conditions. Kit includes 1 data logger, 2 attachable combined humidity/temperature sensors, 2 m extension cable and 1 fixture for mounting to the BINDER unit	19	8012-0717
	TH 70: For continuous temperature and humidity logging from -40 °C to 70 °C; 0% to 100% RH. Kit includes 1 data logger, Pt 100 sensor with 2 m extension cable, and 1 magnetic fixture for mounting to the BINDER unit	19	8012-0716
Data Logger Software	LOG ANALYZE software kit, configuration and evaluation software for all BINDER Data Logger Kits (incl. USB data cable)	19	8012-0821
pH-neutral detergent	concentrated, for gentle remove of residual contaminants; 1 kg	–	1002-0016
Qualification documents	IQ/OQ documents – supporting documents for validation performed by customers, consisting of: IQ/OQ checklists incl. calibration guide and comprehensive unit documentation; parameters: temperature, humidity, and light values		
	Digital in PDF format	–	7057-0003
	Hard copy inside folder	–	7007-0003
	IQ/OQ/PQ documents – supporting documents for validation performed by customers, according to customer requirements, PQ section added to qualification folder IQ/OQ; parameters: temperature, humidity, and light values		
	Digital in PDF format	–	7057-0007
	Hard copy inside folder	–	7007-0007
Rack	stainless steel	–	6004-0101
Rack accessories	fasteners (1 set of 4) for additional security of racks	–	8012-0620
Rack, reinforced	stainless steel, with fasteners (1 set of 4)	–	8012-0638
RS 485 / RS 422 interface converter	RS 422 cable set and RS 485 / RS 422 interface converter for connection to 10-way plug distributor		
	115 V option model	–	8012-0599
	230 V option model	–	8012-0589
Shelf, perforated	Stainless steel	–	6004-0040
Water supply set	consisting of fresh- and waste-water containers (20 liters each), cabling and pump		
	external, for hanging from the back of the device	–	8012-0643
	external, free-standing	–	8012-1846

\* Notes › See last page

## SERVICES

Designation	Description	*	Art.-No.
Installation services			
Unit installation	Unpacking and setting up of unit, connecting to existing connections, and checking function	13, 18	DL10-0300
Unit instructions	Unit function instructions for operation and programming of the controller	18	DL10-0700
Preventive maintenance			
Maintenance	Functional testing of all electrical and mechanical components, short calibration, documentation in the maintenance schedule	14, 18	DL20-0400
Calibration services			
Light photometry	including certificate, 25 measuring points on 3 measurement levels, intensity measurements for visible light and UVA, as well as spectral distribution (qualitative spectral measurements 250 – 785 nm)	14, 16, 17, 18	DL30-0525
Temperature and humidity calibration	Expansion – including certificate, each additional measuring point in center of chamber at 25 °C / 60% RH or at specified values	14, 16, 17, 18	DL30-0302
	Temperature and humidity calibration with 1 measuring point in center of chamber with 1 specified pair of values, including certificate	14, 16, 17, 18	DL30-0301
Temperature measurement in accordance with DIN 12880, 27 temperature measuring points and 1 humidity measuring point	Temperature measurement in accordance with DIN 12880 with 27 temperature measuring points and 1 humidity measuring point in center of chamber at specified values, including certificate	14, 16, 17, 18	DL30-0427
Temperature measurement, 18 temperature measuring points and 1 humidity measuring point	Temperature measurement with 18 temperature measuring points and 1 humidity measuring point in center of chamber with 1 specified pair of values, including certificate	14, 16, 17, 18	DL30-0318
Temperature measurement, 27 temperature measuring points and 1 humidity measuring point	Temperature measurement with 27 temperature measuring points and 1 humidity measuring point in center of chamber with 1 specified pair of values, including certificate	14, 16, 17, 18	DL30-0327

\* Notes › See last page

Designation	Description	*	Art.-No.
Temperature measurement, 9 temperature measuring points and 1 humidity measuring point	Temperature measurement with 9 temperature measuring points and 1 humidity measuring point in center of chamber at specified values, including certificate	14, 16, 17, 18	DL30-0309
Validation services			
Execution of IQ/OQ incl. light photometry	Execution of IQ/OQ including light photometry in accordance with qualification folder	15, 18	DL43-0400
Execution of IQ/OQ/PQ	Execution of IQ/OQ/PQ in accordance with qualification folder	15, 18	DL44-0500
Warranty service			
Warranty extension from 2 to 3 years	The warranty is extended from 2 to 3 years from the delivery date, wear parts are excluded	–	DL01-5041
Warranty extension from 2 to 5 years	The warranty is extended from 2 to 5 years from the delivery date, wear parts are excluded	–	DL01-5042

\* Notes › See last page

## NOTES

- 01 Condensation may occur in the area around the access port. Access ports may be placed in custom locations for an additional charge.
- 02 UL mark is not granted when this option is used.
- 03 Heat resistant only to max. 200 °C.
- 04 Only available on units rated for 230 V.
- 07 The additional heat input may affect the temperature behavior.
- 09 Not in conjunction with the optional access port, door with window and interior lighting.
- 10 Not available on 23-liter units.
- 11 Not available on 23- or 53-liter units.
- 12 Only available on units rated for 230 V or 400 V.
- 13 Installation and connections take place at unit location; transport within the company only upon consultation.
- 14 We recommend a BINDER service contract to cover unit inspections, calibrations and validations.
- 15 OQ according to Yellow Paper = completed factory validation documentation of all OQ checklists.
- 16 Sensor calibration is performed in an accredited calibration laboratory.
- 17 Calibration is performed according to the BINDER factory standard.
- 18 Quoted prices do not include travel costs. Please refer to the chapter on BINDER Service for travel costs for your region. Quoted prices for services performed in Switzerland do not include a country-specific added fee (available on request).
- 19 For additional accessories, refer to the Process documentation chapter.

BINDER GmbH  
Tuttlingen, Germany  
TEL +49 7462 2005 0  
FAX +49 7462 2005 100  
info@binder-world.com  
www.binder-world.com

BINDER Asia Pacific (Hong Kong) Ltd.  
Kowloon, Hong Kong, P.R. China  
TEL +852 39070500  
FAX +852 39070507  
asia@binder-world.com  
www.binder-world.com

Representative Office for CIS  
Moscow, Russia  
TEL +7 495 988 15 16  
FAX +7 495 988 15 17  
russia@binder-world.com  
www.binder-world.com

BINDER Environmental Testing  
Equipment (Shanghai) Co., Ltd.  
Shanghai, P.R. China  
TEL +86 21 685 808 25  
FAX +86 21 685 808 29  
china@binder-world.com  
www.binder-world.com

BINDER Inc.  
Bohemia, NY, USA  
TEL +1 631 224 4340  
FAX +1 631 224 4354  
usa@binder-world.com  
www.binder-world.us